

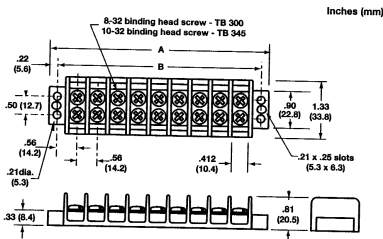
TERMINAL BLOCKS & BARRIER STRIPS

30 Amp Dual Row Terminal Blocks

Specifications:

Rating: 30A, 600V
Center Spacing: .562" or 9/16" (14.28 mm)
Wire Range: #8-22 AWG CU
Screw Size: #8-32 philslot screws
Torque Rating: #8 screws 16 in-lb
Distance Between Barriers: .41" (10.5 mm)
Mounting: #8 screws
Operating Temperature: 130°C (266°F) Max.
 -40°C (-40°F) Min.

Materials: Molded base: Black, UL rated 94VO thermoplastic
Terminal plating: Tin over brass; Screws: Zinc plated steel
Breakdown Voltage: 7500V
Agency Information: UL/CSA; IEC Compliance; CE Certified



Part Number	No. Poles	"A" dim.	"B" dim.
13-1602	2	2.13"	1.69"
13-1603	3	2.69"	2.25"
13-1604	4	3.25"	2.81"
13-1605	5	3.81"	3.37"
13-1606	6	4.37"	3.94"
13-1607	7	4.94"	4.50"
13-1608	8	5.50"	5.06"
13-1609	9	6.06"	5.62"
13-1610	10	6.62"	6.19"
13-1612	12	7.75"	7.31"

Barrier Strip Hardware

13-1400 Series

13-1450
 Single Flat Q.D. Tab .187"



13-1451
 Single 45° Q.D. Tab .187"



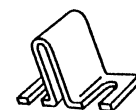
13-1452
 Dual Flat Q.D. Tab .187"



13-1453
 Dual 45° Q.D. Tab .187"



13-1455
 Slip-on Barrier Jumper



13-1500 Series

13-1550
 Single Flat Q.D. Tab .187"



13-1551
 Single 45° Q.D. Tab .187"



13-1552
 Dual Flat Q.D. Tab .187"



13-1553
 Dual 45° Q.D. Tab .187"



13-1555
 Slip-on Barrier Jumper

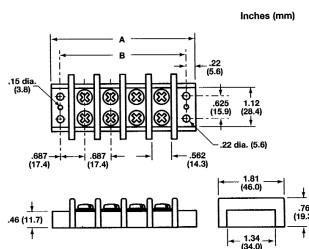


75 Amp Dual Row Terminal Blocks

Specifications:

Rating: 75A, 600V
Center Spacing: .687" or 11/16" (17.45 mm)
Wire Range: #6-14 AWG CU
Screw Size: #10-32 philslot screws
Torque Rating: 20 in-lb
Distance Between Barriers: .56" (14.3 mm)
Mounting: #10 screws
Operating Temperature: 130°C (266°F) Max.
 -40°C (-40°F) Min.

Materials: Molded base: Black, UL rated 94VO thermoplastic
Terminal plating: Tin over brass; Screws: Zinc plated steel
Breakdown Voltage: 7500V
Agency Information: UL/CSA; IEC Compliance; CE Certified



Part Number	No. Poles	"A" dim.	"B" dim.
13-1702	2	2.51"	2.06"
13-1703	3	3.20"	2.75"
13-1704	4	3.89"	3.44"
13-1705	5	4.58"	4.13"
13-1706	6	5.26"	4.81"
13-1707	7	5.95"	5.50"
13-1708	8	6.64"	6.19"
13-1709	9	7.33"	6.88"
13-1710	10	8.01"	7.56"
13-1712	12	9.39"	8.94"