



# PVDF Liquid Tight Strain Relief Fittings

Hi/Low Temp. Chemical Resistant - PG/NPT/Metric



## PVDF Body w/ FPM Insert: High/Low Temperature & Chemical Resistant

Part Numbers		Cable Range Inches (mm)	Thread Type & Size  See page 49 for thread specs	Dimensions in Inches (mm)				
-31 °F to 302 °F (-35 °C to 150 °C)				A Clearance Hole + .01" (+.25 mm)	B Body Length (Dome)	C Body Length (Flex)	D Thread Length	F <sub>1</sub> /F Wrench Flats
								
Dome	Flex**							
CD07AA-TE	CF07AA-TE	.12 - .26 (3 - 6.5)	PG7 / 1/4" NPT	.49 (12.5)	.83 (21)	2.13 (54)	.31 (8)	.59 (15)
CD07AR-TE	CF07AR-TE	.08 - .20 (2 - 5)						
CD09AA-TE	CF09AA-TE	.16 - .31 (4 - 8)	PG 9	.60 (15.2)	.87 (22)	2.48 (63)	.31 (8)	.75 (19)
CD09AR-TE	CF09AR-TE	.08 - .24 (2 - 6)						
CD11AA-TE	-	.20 - .39 (5 - 10)	PG 11	.73 (18.5)	.98 (25)	-	.31 (8)	.87 (22)
CD11AR-TE	-	.12 - .28 (3 - 7)						
CD13AA-TE	CF13AA-TE	.24 - .47 (6 - 12)	PG 13 / 13.5	.80 (20.3)	1.06 (27)	3.54 (90)	.35 (9)	.94 (24)
CD13AR-TE	CF13AR-TE	.20 - .35 (5 - 9)						
CD16AA-TE	-	.39 - .55 (10 - 14)	PG 16	.89 (22.5)	1.10 (28)	-	.39 (10)	1.06 (27)
CD16AR-TE	-	.28 - .47 (7 - 12)						
CD21AA-TE	-	.51 - .71 (13 - 18)	PG 21	1.12 (28.4)	1.22 (31)	-	.43 (11)	1.30 (33)
CD21AR-TE	-	.35 - .63 (9 - 16)						
CD29AA-TE	-	.71 - .98 (18 - 25)	PG 29	1.47 (37.3)	1.54 (39)	-	.43 (11)	1.65 (42)
CD29AR-TE	-	.51 - .79 (13 - 20)						
CD36AA-TE	-	.87 - 1.26 (22 - 32)	PG 36	1.85 (47)	1.89 (48)	-	.51 (13)	2.09 (53)
CD36AR-TE	-	.79 - 1.02 (20 - 26)						
CD42AA-TE	-	1.26 - 1.50 (32 - 38)	PG 42	2.13 (54.1)	1.93 (49)	-	.51 (13)	2.36 (60)
CD42AR-TE	-	.98 - 1.22 (25 - 31)						
CD48AA-TE	-	1.46 - 1.73 (37 - 44)	PG 48	2.34 (59.4)	1.93 (49)	-	.55 (14)	2.56 (65)
CD48AR-TE	-	1.14 - 1.38 (29 - 35)						
CD09NA-TE	CF09NA-TE	.16 - .31 (4 - 8)	3/8" NPT	.68 (17.2)	.87 (22)	2.13 (54)	.59 (15)	.75 (19) / .87 (22)
CD09NR-TE	CF09NR-TE	.08 - .24 (2 - 6)						
CD13NA-TE	CF13NA-TE	.24 - .47 (6 - 12)	1/2" NPT	.83 (21.1)	1.06 (27)	2.48 (63)	.51 (13)	.94 (24)
CD13NR-TE	CF13NR-TE	.20 - .35 (5 - 9)						
CD16NA-TE	-	.39 - .55 (10 - 14)	1/2"-E NPT	.83 (21.1)	1.10 (28)	-	.51 (13)	1.06 (27)
CD16NR-TE	-	.28 - .47 (7 - 12)						
CD21NA-TE	-	.51 - .71 (13 - 18)	3/4" NPT	1.05 (26.7)	1.22 (31)	-	.55 (14)	1.30 (33)
CD21NR-TE	-	.35 - .63 (9 - 16)						
CD12MA-TE	CF12MA-TE	.12 - .26 (3 - 6.5)	M12 x 1.5	.47 (12)	.83 (21)	2.13 (54)	.31 (8)	.59 (15)
CD12MR-TE	CF12MR-TE	.08 - .20 (2 - 5)						
CD16MA-TE	CF16MA-TE	.16 - .31 (4 - 8)	M16 x 1.5	.63 (16)	.87 (22)	2.48 (63)	.31 (8)	.75 (19)
CD16MR-TE	CF16MR-TE	.08 - .24 (2 - 6)						
CD20MA-TE	CF20MA-TE	.24 - .47 (6 - 12)	M20 x 1.5	.79 (20)	1.06 (27)	3.54 (90)	.35 (9)	.94 (24)
CD20MR-TE	CF20MR-TE	.20 - .35 (5 - 9)						
CD25MA-TE	-	.51 - .71 (13 - 18)	M25 x 1.5	.98 (25)	1.22 (31)	-	.43 (11)	1.30 (33)
CD25MR-TE	-	.35 - .63 (9 - 16)						
CD32MA-TE	-	.71 - .98 (18 - 25)	M32 x 1.5	1.26 (32)	1.54 (39)	-	.43 (11)	1.65 (42)
CD32MR-TE	-	.51 - .79 (13 - 20)						

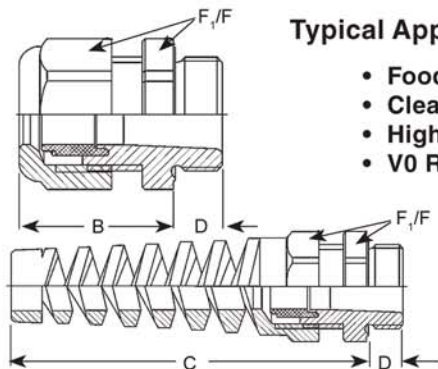
\*\*Note: Flex Fittings are not a standard item, assembly required.

\*\*Note: UL, CSA, PCT, UR, CE, and German Lloyd Approvals apply to Dome Fittings.

\*\*Note: VDE Approval applies to Dome Fittings with Metric Thread.

### Typical Application:

- Food & Beverage Industries
- Clean Room Applications
- High Temperature Applications
- V0 Rated



Suggested Clearance Hole for Non-Threaded Mounting



PVDF Body

FPM Insert

For Material Specifications and Approval Information, please refer to page 45.