



Terminals



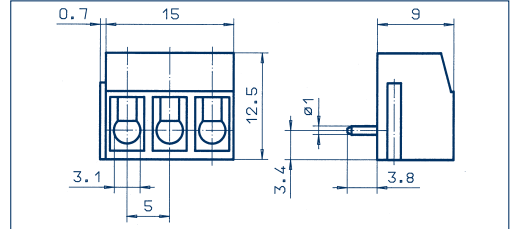
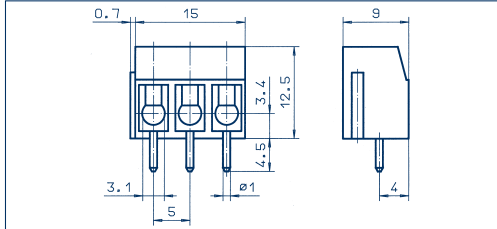
PK 100/... /5,00-V vertical



PK 100/... /5,00-H horizontal



Drawings



Connection principle

Dimensions

Spacing mm	5,00
Insulation stripping length mm	7,00
PCB hole diameter mm	1,30

Connection data

Single wire (solid) mm ²	2,50
Stranded wire (flexible) mm ²	1,50
Stranded wire (with ferrules) mm ²	1,50

Rating

Rated voltage V	300 V	250 V
Rated current A	15 A	24 A (T60)
Cross section max. AWG/mm ²	22-14	2,50
Rated surge voltage	—	2,00 kV
Rated torque/Screw size	—	0,50 Nm/M3
Contamination degree	—	—

Materials

Insulating material/Flammability class	PA 6.6 V0 / UL 94 V0
Temperature Range	-30°C / +105°C
Clamping part	CuZn
Clamping cage/Eccentric	—
Contact pin	—
Cage tension spring	—
Wire protection	stainless steel
Soldering lug	—
Contact Spring	—

Order information

Standard colour(s)
(further colours on request, see page 5)

Wire-protection

Spacing mm	5,00
Insulation stripping length mm	7,00
PCB hole diameter mm	1,30
Single wire (solid) mm ²	2,50
Stranded wire (flexible) mm ²	1,50
Stranded wire (with ferrules) mm ²	1,50

Rated voltage V	300 V	250 V
Rated current A	15 A	24 A (T60)
Cross section max. AWG/mm ²	22-14	2,50
Rated surge voltage	—	2,00 kV
Rated torque/Screw size	—	0,50 Nm/M3
Contamination degree	—	—

Insulating material/Flammability class	PA 6.6 V0 / UL 94 V0
Temperature Range	-30°C / +105°C
Clamping part	CuZn
Clamping cage/Eccentric	—
Contact pin	—
Cage tension spring	—
Wire protection	stainless steel
Soldering lug	—
Contact Spring	—

No. of poles	Cat.-No.		Qty.p.pck.
	● green	● dark grey	
	(Ral 6018)	(Ral 7016)	

No. of poles	Cat.-No.		Qty.p.pck.
2	10001.1	10001.4	50
3	10002.1	10002.4	50
4	10003.1	10003.4	50
5	10004.1	10004.4	50
6	10005.1	10005.4	50
7	10006.1	10006.4	50
8	10007.1	10007.4	50
9	10008.1	10008.4	50
10	10009.1	10009.4	50
11	10010.1	10010.4	50
12	10011.1	10011.4	50
13	12385.1	12385.4	50
14	12386.1	12386.4	50
15	12387.1	12387.4	50
16	12388.1	12388.4	50
17	12389.1	12389.4	50
18	12390.1	12390.4	50
19	12391.1	12391.4	50
20	12392.1	12392.4	50
21	12393.1	12393.4	50
22	12394.1	12394.4	50
23	12395.1	12395.4	50
24	12396.1	12396.4	50

Wire-protection

Spacing mm	5,00
Insulation stripping length mm	6,00
PCB hole diameter mm	1,30
Single wire (solid) mm ²	2,50
Stranded wire (flexible) mm ²	1,50
Stranded wire (with ferrules) mm ²	1,50

Rated voltage V	300 V	250 V
Rated current A	15 A	24 A (T60)
Cross section max. AWG/mm ²	22-14	2,50
Rated surge voltage	—	2,00 kV
Rated torque/Screw size	—	0,50 Nm/M3
Contamination degree	—	—

Insulating material/Flammability class	PA 6.6 V0 / UL 94 V0
Temperature Range	-30°C / +105°C
Clamping part	CuZn
Clamping cage/Eccentric	—
Contact pin	—
Cage tension spring	—
Wire protection	stainless steel
Soldering lug	—
Contact Spring	—

No. of poles	Cat.-No.		Qty.p.pck.
	● green	● dark grey	
	(Ral 6018)	(Ral 7016)	

No. of poles	Cat.-No.		Qty.p.pck.
2	10012.1	10012.4	50
3	10013.1	10013.4	50
4	10014.1	10014.4	50
5	10015.1	10015.4	50
6	10016.1	10016.4	50
7	10017.1	10017.4	50
8	10018.1	10018.4	50
9	10019.1	10019.4	50
10	10020.1	10020.4	50
11	10021.1	10021.4	50
12	10022.1	10022.4	50
13	12373.1	12372.4	50
14	12374.1	12374.4	50
15	12375.1	12375.4	50
16	12376.1	12376.4	50
17	12377.1	12377.4	50
18	12378.1	12378.4	50
19	12379.1	12379.4	50
20	12380.1	12380.4	50
21	12381.1	12381.4	50
22	12382.1	12382.4	50
23	12383.1	12383.4	50
24	12384.1	12384.4	50

Accessories

Marking

Page 126 - 129

Page 126 - 129