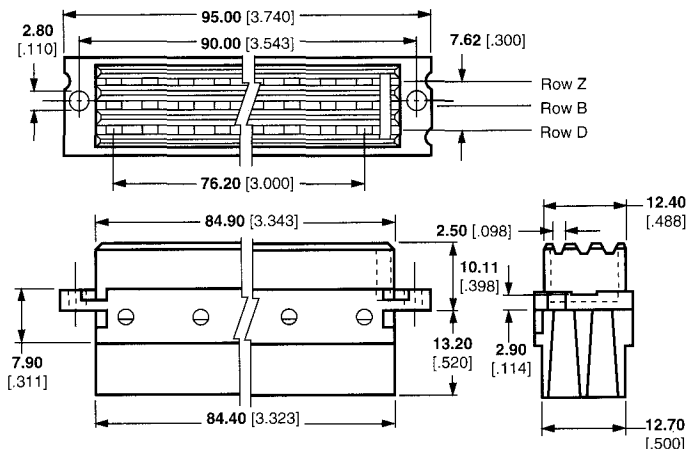
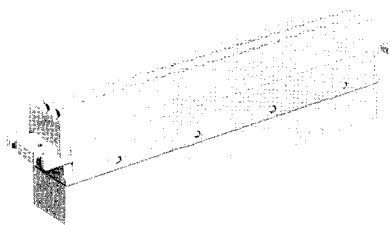


Type F Vertical Receptacle Housings for Crimp Snap-In Receptacle Contacts



Material

Housing — Glass filled polymer

Related Product Data

DIN Performance Levels — Page 6

Performance Specifications — Page 8

Mateable Connectors — Pages 36, 39

Accessories — Pages 66, 67

Application Tooling — See below

Technical Documents — Page 74:

DIN Specification 41612

IEC Specification 60603-2

Instruction Sheet 408-042-140

Standard Size

Number of Positions	Part Number
48	166569-1
	1-166569-0*

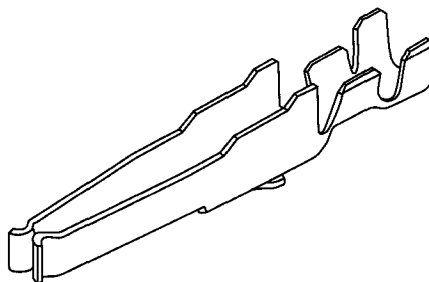
* Variable printing, see customer drawings.

Type F Assemblies

Crimp Snap-In Contacts

Material

Contacts — Copper alloy



Hand Tool

Part Number 169480-1

Extraction Tool

Part Number 658033-1

Wire Size Range		Insulation Diameter	DIN Levels	Part Number	
mm ²	AWG			Strip Form*	Loose Piece
0.05-0.15	30-26	0.30-0.70 .012-.028	II	166459-3	—
0.12-0.6	26-20	1.10-1.80 .043-.071	II	166460-3	166632-2
0.8-1.4	18-16	2.00-2.50 .079-.098	II	166461-3	—
			III	166461-4	—

* Strip form, 5,000 pieces per reel. For automatic tooling recommendation; consult Tyco Electronics at the numbers listed below.