

C&K Y Series 4, 5 & 6 Tumbler Switchlocks

MOUNTING/LOCK STYLE

Mounting Information (All Models)

PANEL THICKNESS			
MOUNTING STYLES	A, B LOCK TYPES	C, R LOCK TYPES	V, W LOCK TYPES
D	.065-.085 (1, 65-2, 16)		.085-.105 (2, 16-2, 67)
N	.105 (2, 67) max.	.195 (4, 95) max.	.215 (5, 46) max.
L	.215 (5, 46) max.		—
R	.125 (3, 18) max.	.215 (5, 46) max.	—

AVAILABLE OPTION COMBINATIONS											
MOUNTING STYLES	LOCK FINISHES					LOCK TYPES					
	1	2	4	8	F	A	B	C	R	V	W
D		•		•	•	•		•	•	•	•
N		•		•	•	•		•	•	•	•
R	•		•	•		•		•	•		
L	•		•	•				•	•		

CONTACT MATERIAL



OPTION CODE	CONTACT AND TERMINAL MATERIAL	RATINGS	
Q (STD.)	SILVER ²	POWER	4 AMPS @ 125 V AC OR 28 V DC; 2 AMPS @ 250 V AC (UL/CSA).
B	GOLD ¹	LOW LEVEL/DRY CIRCUIT	0.4 VA MAX. @ 20 V AC OR DC MAX.
G	GOLD OVER SILVER ³	LOW LEVEL/DRY CIRCUIT OR POWER	0.4 VA MAX. @ 20 V AC OR DC MAX. OR 4 AMPS @ 125 V AC OR 28 V DC; 2 AMPS @ 250 V AC (UL/CSA).

CONTACT MATERIAL/APPLICATION RECOMMENDATIONS — SEE SECTION N.

¹ CONTACTS & TERMINALS: Copper, with gold plate over nickel plate.

² CONTACTS & TERMINALS: Copper, silver plated (std. with all termination options).

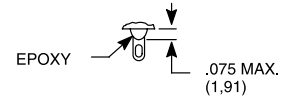
³ CONTACTS & TERMINALS: Copper, with gold plate over silver plate.

All models   with all options when ordered with 'G' or 'Q' contact material.

SEAL

NONE (STD.) NO SEAL

E EPOXY SEAL



C&K Y Series 4, 5 & 6 Tumbler Switchlocks

AVAILABLE HARDWARE



Key Code: A126

4 TUMBLER

PART NO. (ONE KEY)

115140126

Material: Brass
Finish: Nickel plate

Key Code: D001

5 TUMBLER

PART NO. (ONE KEY)

115441001

Material: Brass
Finish: Nickel plate



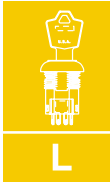
Key Code: AAAA

PART NO. (ONE KEY)

1110801

Material: Zinc alloy
Finish: Chrome plate

NOTE: Additional nuts available separately, see section N.



Switchlock