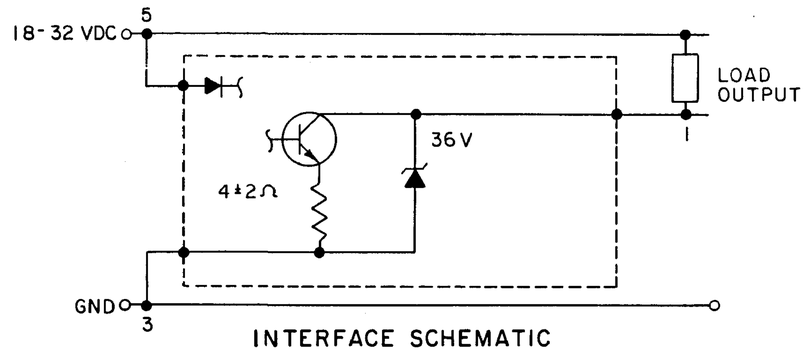


INTERFACE SCHEMATIC

| ELECTRICAL PARAMETERS | |
|---|---|
| INPUT<br>VOLTAGE: 18-32 VDC, MIL STD 704<br>CURRENT: 20 MA MAX<br>OUTPUT<br>TYPE: CURRENT SINK, SPNO, LOAD SHORT PROTECTED (5)<br>LEAKAGE CURRENT: 10 MICROAMPS MAX<br>STEADY STATE RATINGS:<br>RESISTIVE: 120 MILLIAMPS MAX<br>INDUCTIVE: 120 MILLIAMPS MAX<br>LAMP: 50 MILLIAMPS MAX<br>LOAD VOLTAGE: 32 VDC MAX<br>SATURATION VOLTAGE: 1.0 VDC MAX | |
| (A) OPERATE POINT (WITH STANDARD ACTUATOR): | 1,52 ± 0,38 / .060 ± .015 |
| DIFFERENTIAL TRAVEL | 0,13 / .005 MAX |

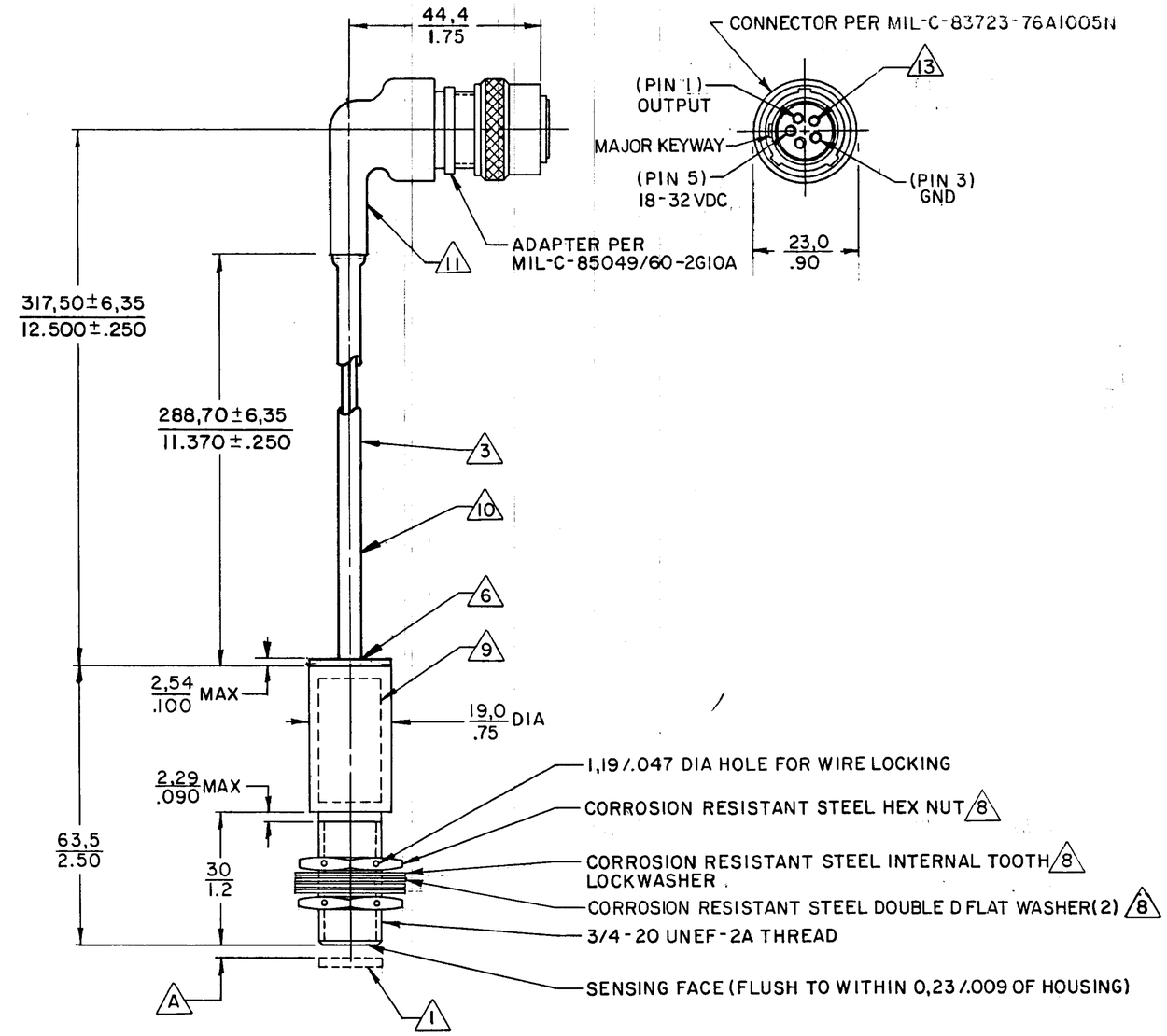


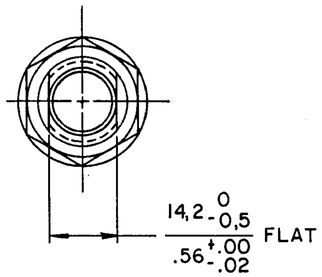


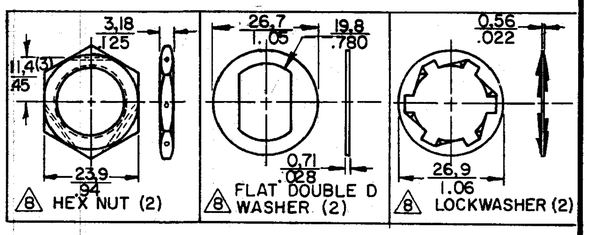


NOTES

(1) STANDARD ACTUATOR 15,87/.625 DIA X 1,57/.062 THICK SAE 420 SST
2 - HOUSING MATERIAL 300 SERIES STAINLESS STEEL
(3) WIRE PER MIL-W-16878/4 TYPE E
4 - TEMPERATURE RANGE -65°F TO 257°F
(5) SWITCH WILL NOT BE DAMAGED IF OUTPUT TERMINAL IS MISCONNECTED TO +28 VDC OR NEG FOR 30 MIN
(6) WIRES POTTED IN SKYDROL RESISTANT MATERIAL
7 - MTBF: GREATER THAN 100,000 HOURS
(8) FURNISHED UNASSEMBLED
(9) MICRO SWITCH P/N 112FW123-1R1 ELECTRO-ETCHED CLEARLY ON BODY OF SWITCH IN APPROX LOCATION SHOWN
(10) HEAT SHRINKABLE DUAL-WALL POLYOLEFIN TUBING PER MIL-I-23053/4 CLASS II
(11) HEAT SHRINKABLE BOOT (MAT'L-POLYOLEFIN) PER MIL-C-85049/68-2A13C
12 - HEAT-SHRINK TUBING SEALED AT BOTH THE SWITCH BODY AND CONNECTOR BOOT USING ADHESIVES, MAINTAINING CIRCUMFERENCIAL BONDING TO PREVENT WATER INTRUSION AND CAPABLE OF WITHSTANDING 50 lb CABLE PULL TEST WITHOUT FAILURE OR BOND SEPARATION
(13) UNUSED CAVITIES HAVE CONTACTS INSTALLED WITH MOISTURE SEALING PLUGS IN GROMMET
14 - INPUT PROTECTED AGAINST REVERSE-POLARITY MISCONNECTION
15 - UNIT IS PHYSICALLY AND FUNCTIONALLY INTERCHANGEABLE WITH ALL PREVIOUS ISSUES & REVISIONS OF THIS CATALOG LISTING

| REVISIONS | | |
|---|---|---|
| A | CO 56453 | TSK 20 NOV 84 |
| B | CO58471 | CJH 21 NOV 85 |

| DRAWING NUMBER | ISSUE | RELEASE NO. | REPLACES |
|---|---|---|---|
| M 112FW123-1R1 | 9 | PR-11630 | |

| | | | |
|---|---|---|---|
| DRAWN | TSK | 20 NOV 84 | CHECK |
| | | | CHECK |
| | | 6 FEB 85 | CHECK |
| | GLJ | | CHECK |

FO-52863-A

THIS DRAWING COVERS A PROPRIETARY ITEM AND IS THE PROPERTY OF MICRO SWITCH, A DIVISION OF HONEYWELL. THIS DRAWING IS NOT TO BE COPIED OR USED WITHOUT THE APPROVAL OF MICRO SWITCH.

**MICRO SWITCH**
FREEPORT ILLINOIS U S A
A DIVISION OF HONEYWELL
FED MFG CODE 91929

PROXIMITY SWITCH

CATALOG LISTING
112FW123-1R1

THIRD ANGLE PROJECTION

SCALE FULL

DO NOT SCALE PRINT

TOLERANCES
APPLY TO DESIGN UNITS. CONVERSIONS ARE ONLY FOR REFERENCE. UNLESS NOTED, TOLERANCES ARE ±

| | DIM mm | TOL mm/m | DIM in | TOL mm/m |
|---|---|---|---|---|
| NO PLACES | X | 1/.04 | | |
| ONE PLACE | X.X | 0.4/.016 | X.X | 0.8/.03 |
| TWO PLACES | X.XX | 0.16/.006 | X.XX | 0.38/.015 |
| THREE PLACES | | | X.XXX | 0.13/.005 |
| ANGLES | | | | |

DESIGN UNITS SI METRIC ☐ US CUSTOMARY ☐

RAW MATERIAL—COMMERCIAL STANDARD
MICRO SWITCH STANDARDS APPLY

DIMENSIONS ARE TO BE MET BEFORE PROTECTIVE COATINGS ARE APPLIED

WEIGHT