HB.16, HB-K.16, HD.40, HD-K.40 Gehäuse/*Housings* — Baugröße/*Size 6*

Pulverbeschichtet, silbergrau
K = korrosionsgeschützt, schwarz

Powder-coated, silver-grey
K = corrosion-resistant, black

Verschlussbügel am Unterteil/*Locking clip at housing bottom* — IP 65

Steckergehäuse: Kabeleingang oben, Hohe Bauform
Hood: *Top entry, High construction*



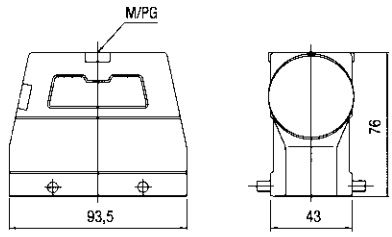

Bezeichnung / *Description*	Metr.	PG	Bestelltext / *Designation*	Bestell-Nr. / *Order No.*
		21	HD.40.STO.1.21.G	1-1102570-6
		29	**HD.40.STO.1.29.G**	**1-1102573-6**
	M32		HD.40.STO.1.M32.G	0-1106452-1
	M40		HD.40.STO.1.M40.G	0-1102920-1
			Mit Korrosionsschutz / ***With corrosion protection***	
		21	HD-K.40.STO.1.21.G	2-1102570-6
		29	HD-K.40.STO.1.29.G	2-1102573-6
	M32		HD-K.40.STO.1.M32.G	0-1106452-7

Anbaugehäuse: Kabeleingang unten, Standard Bauform
Surface mounted housing: *Bottom entry, Standard construction*



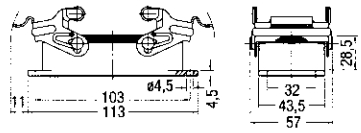

Montageausschnitt/*Panel cut-out*

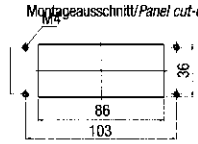

			HB.16.AG-VS	**1-1102296-1**
			Mit Korrosionsschutz / ***With corrosion protection***	
			HB-K.16.AG-VS	**2-1102296-1**

Sockelgehäuse: Kabeleingang seitlich, Standard Bauform
Surface mounted housing: *Side entry, Standard construction*



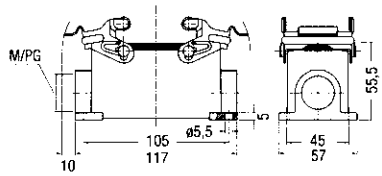

		21	**HB.16.SG-VS.1.21.Z**	**1-1102299-1**
		2x21	**HB.16.SG-VS.2.21.Z**	**1-1102301-1**
	2xM25		**HB.16.SG-VS.2.M25.Z**	**0-1106448-4**
			Mit Korrosionsschutz / ***With corrosion protection***	
		21	HB-K.16.SG-VS.1.21.Z	2-1102299-1
		2x21	HB-K.16.SG-VS.2.21.Z	2-1102301-1
	2xM25		HB-K.16.SG-VS.2.M25.Z	0-1106448-9

Sockelgehäuse: Kabeleingang seitlich, Hohe Bauform
Surface mounted housing: *Side entry, High construction*



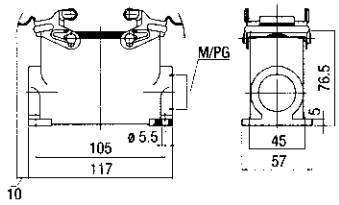

		21	HD.40.SG-VS.1.21.Z	1-1102575-1
		2x21	HD.40.SG-VS.2.21.Z	1-1102577-1
		29	HD.40.SG-VS.1.29.Z	1-1102579-1
		2x29	HD.40.SG-VS.2.29.Z	1-1102581-1
	2xM32		**HD.40.SG-VS.2.M32.Z**	**0-1106451-4**
			Mit Korrosionsschutz / ***With corrosion protection***	
		21	HD-K.40.SG-VS.1.21.Z	2-1102575-1
		2x21	HD-K.40.SG-VS.2.21.Z	2-1102577-1
		29	HD-K.40.SG-VS.1.29.Z	2-1102579-1
	2xM32		HD-K.40.SG-VS.2.M32.Z	0-1106451-8

Passende Kabelverschraubungen Seite 173/*Suitable Cable fittings page 173*

Verbindlich für Toleranzen der Abmessungen und technische Werte sind ausschließlich die neuesten Tyco Electronics Kundenzeichnungen bzw. Produkt-Spezifikationen, die Sie auf Anfrage erhalten.
All specifications subject to change. Consult Tyco Electronics for latest design specifications.
Fettdruck = ab Lager/bold = on stock