

**HSB.6/35; HE-K4/2 Kontakteinsätze/Contact inserts**

**Baugröße/Size 6**

Schraubanschluss

Kontaktzahlen

Screw terminal

No. of contacts

**6/35; 4/2 + **

**400 V/35 A; 690 V/80 A**

Bezeichnung  
Description


Bestelltext  
Designation

Bestell-Nr./ Order No.  
Stifteinsatz Male insert    Buchseneinsatz Female insert

Stifteinsatz/Male insert

Buchseneinsatz/Female insert

Schraubanschluss/Screw terminal



HSB.6/35.Sti.S.B 1-6


1-1104204-1



HSB.6/35.Bu.S.B 1-6


1-1104205-1

Schraubanschluss/Screw terminal



HE-K.4/2.Sti.S

0-1102075-1



HE-K.4/2.Bu.S

0-1102076-1

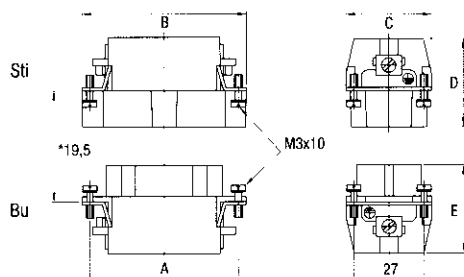
HSB.6/35

Maße/Dimensions	A	B	C	D	E
mm	77,5	83,5	33	33	33,5

HE-K.4/2

Maße/Dimensions	A	B	C	D	E
mm	0	0	0	0	0

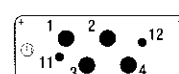

Maßbild mm/Dimensions mm



\*Abstand für sichere Kontaktgabe max. 21 mm

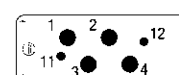
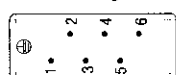
Anschlußseite Stift

Contact arrangement Male insert



Anschlußseite Buchse

Contact arrangement Female insert



Montageausschnitt  
Panel cut-out

