



Description

A 6 figure general purpose, rugged, electromechanical counter, either panel or base mounted, with manual knob reset, key reset, or non-reset. Frame and housing provides rigid support for accurate alignment and trouble-free use. Distinctive numerals enhance visibility under adverse viewing conditions.

Features

- Panel or base mount
- Rigid support for accurate alignment
- Enhanced visibility
- Manual knob, key or non-reset

Options

- Voltages
- Lead lengths
- Terminations
- Mounting
- 1071-024S - additional key for model 1026

Specifications

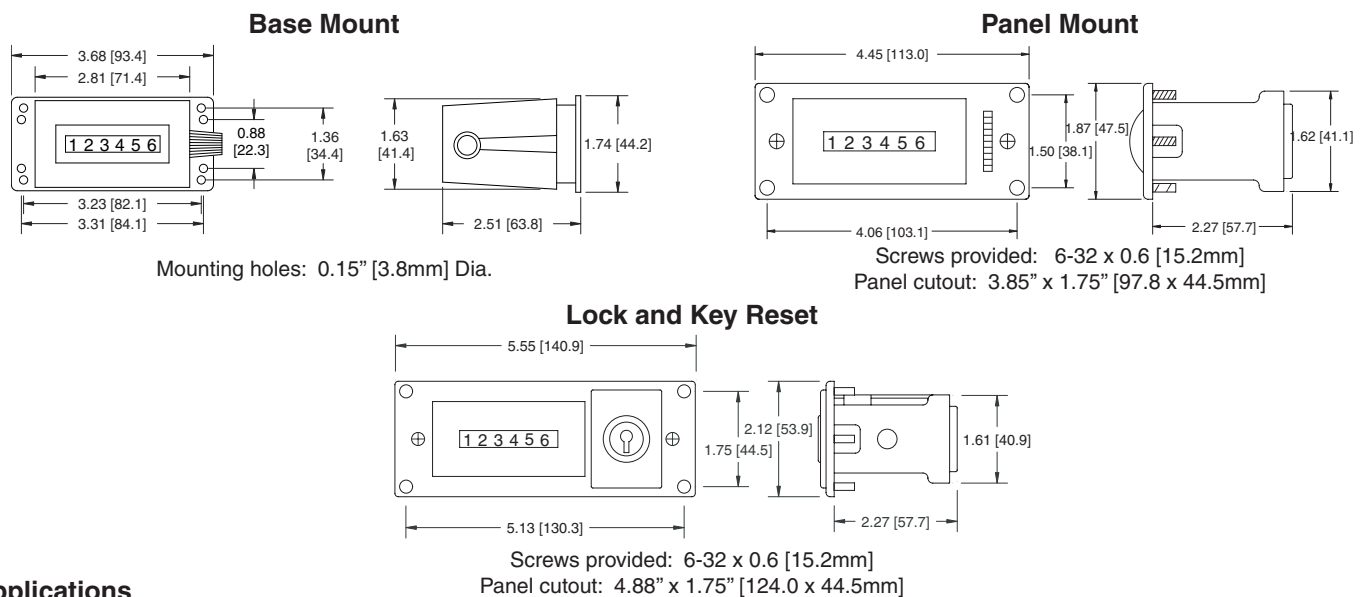
**Figures:** 6 figures, white on black, 0.19" [5mm] high  
**Reset:** Knob, lock and key, or non-reset  
**Speed:** 1,000 counts/minute (min. 30ms - on, 30ms - off)  
**Voltage:** 24, 115, 230 VAC or 24 VDC (+/- 10%, but not to exceed 10 volts)  
**Power:** 7.8 watts (nominal)

**Mounting:** Base or panel  
**Terminations:** (2)#22 AWG 105°C wire leads, 8" [203mm] long  
**Operating Life:** Beyond 50 million counts  
**Temp. Range:** -15°F to +140°F [-26°C to +60°C]  
**Approvals:** UL Recognized, CSA Certified, CE Compliant  
**Weight:** 18 to 22 oz. [510 to 624g]

Models	Description	Models	Description
1-1006	230VAC, base mount, knob reset	P3-1006	24VAC, panel mount, knob reset
<b>2-1006</b>	115VAC, base mount, knob reset	P8-1006	24VDC, panel mount, knob reset
3-1006	24VAC, base mount, knob reset	P2-1016	115VAC, panel mount, non-reset
8-1006	24VDC, base mount, knob reset	P31-1026	230VAC, panel mount, lock and key reset
2-1016	115VAC, base mount, non-reset	<b>P32-1026</b>	115VAC, panel mount, lock and key reset
P1-1006	230VAC, panel mount, knob reset	P33-1026	24VAC, panel mount, lock and key reset
<b>P2-1006</b>	115VAC, panel mount, knob reset	P38-1026	24VDC, panel mount, lock and key reset

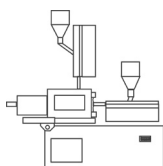
\* Items in bold are normally in factory stock.

Dimensions

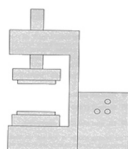


Applications

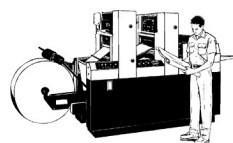
Molding machines



Punch press



Printing presses



Test labs



Secondary Machines





Description

A 7 figure, rugged, electromechanical counter, either panel or base mounted, with manual knob reset, key reset, or non-reset. Frame and housing provides rigid support for accurate alignment and trouble-free use. Large, easy-to-read numerals assure readability.

Features

- 7 figure
- Panel or base mount
- Rigid support for accurate alignment
- Large easy to read numerals

Options

- Voltages
- Lead lengths
- Terminations
- Wheel color

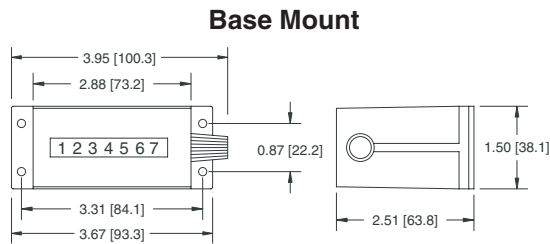
Specifications

**Figures:** 7 figures, white on black, 0.19" [5mm] high  
**Reset:** Knob, lock and key, or non-reset  
**Speed:** 1,000 counts/minute  
 (min. 30ms - on, 30ms - off)  
**Voltage:** 24, 115, 230 VAC or 24 VDC  
 (+/- 10%, but not to exceed 10 volts)  
**Power:** 7.8 watts (nominal)

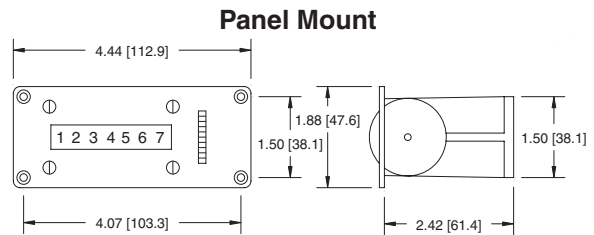
**Mounting:** Base, panel, or behind the panel  
**Terminations:** (2)#22 AWG 105°C wire leads, 8" [203mm] long  
**Operating Life:** Beyond 50 million counts  
**Temp. Range:** -15°F to +140°F [-26°C to +60°C]  
**Approvals:** UL Recognized, CSA Certified, CE Compliant  
**Weight:** 14 to 18 oz. [397 to 510g]

Models	Description	Models	Description
1-1007	230VAC, base mount, knob reset	P2-1007	115VAC, panel mount, knob reset
2-1007	115VAC, base mount, knob reset	P2-1027	115VAC, panel mount, lock and key reset
3-1007	24VAC, base mount, knob reset	P8-1027	24VDC, panel mount, lock and key reset
8-1007	24VDC, base mount, knob reset	R2-1007	115VAC, behind the panel, knob reset
2-1017	115VAC, base mount, non-reset	R2-1017	115VAC, behind the panel, non-reset

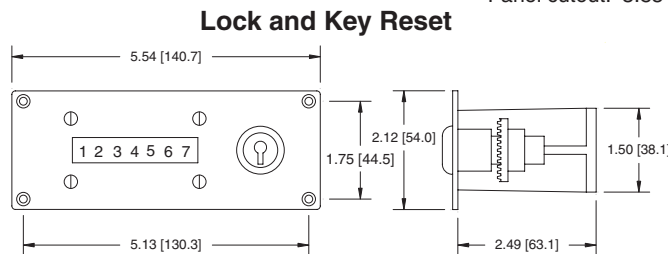
Dimensions



Mounting holes: 0.15" [3.8mm] Dia.



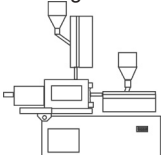
Screws provided: 6-32 x 0.6 [15.2mm]  
Panel cutout: 3.85" x 1.75" [97.8 x 44.5mm]



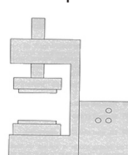
Screws provided: 6-32 x 0.6 [15.2mm]  
Panel cutout: 4.88" x 1.75" [124.0 x 44.5mm]

Applications


Molding machines



Punch press



Printing presses



Test labs



Secondary Machines

