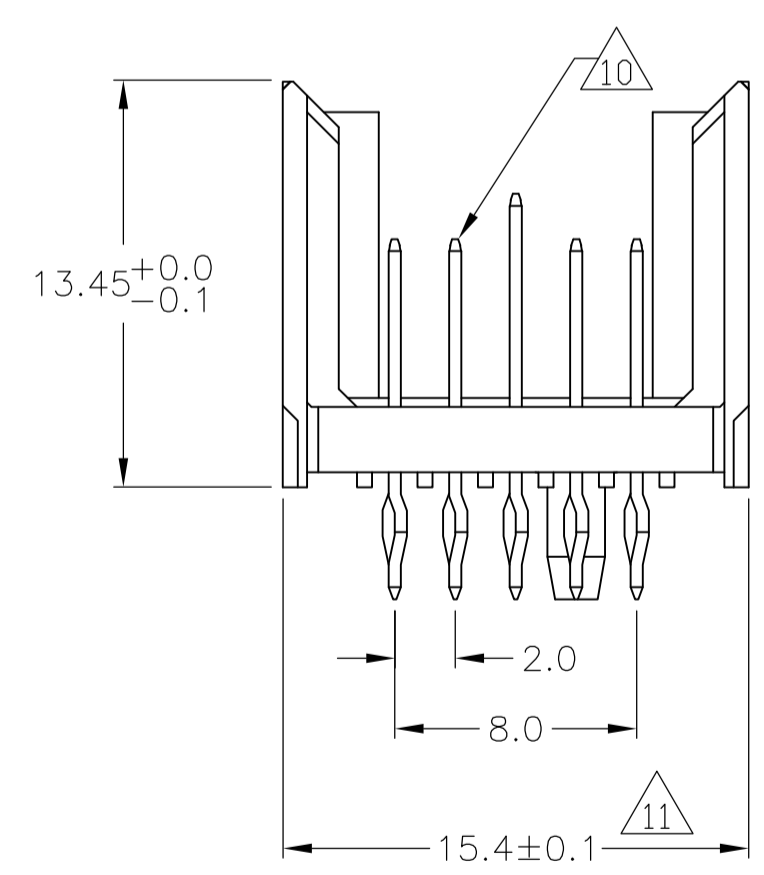
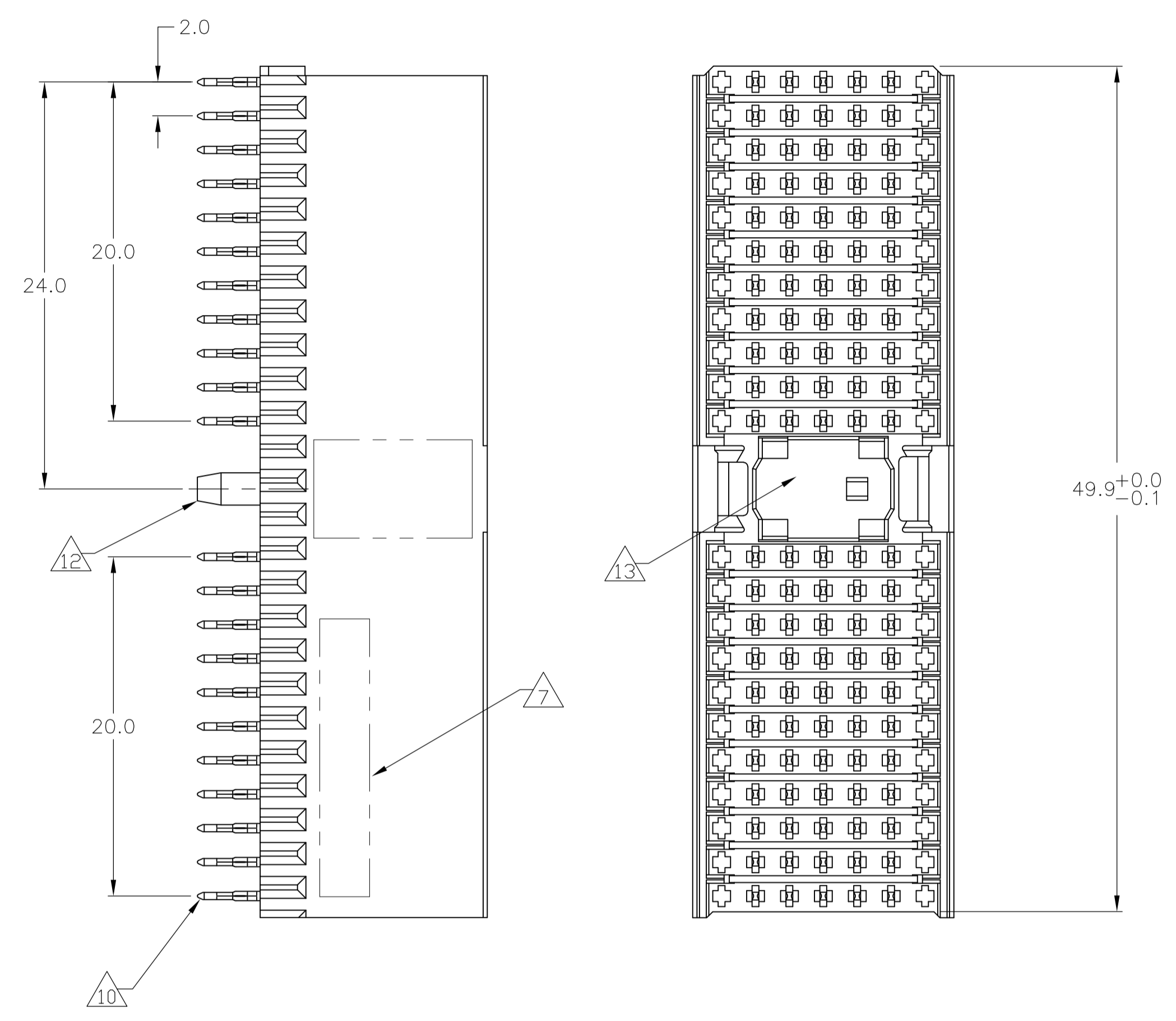
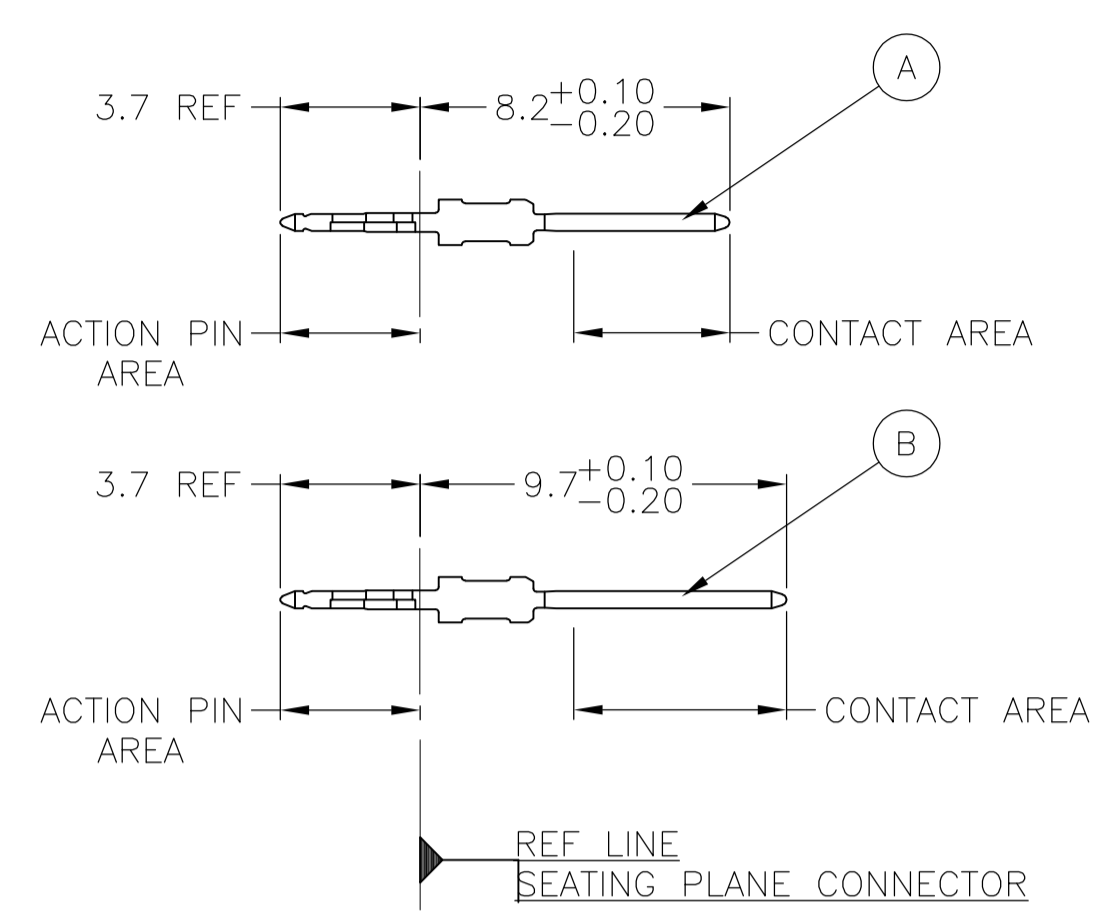


LOC	DIST	REVISIONS				
AD	00	REV	DESCRIPTION	DATE	BY	APPV
E		REVIS	PER ECN 0S12-0304-05	06JUN06	JDP	GES
F		ECR	-10-018652	10SEP10	SW	MQW
G		ECR	-12-010652	25NOV12	SY	AC

CONNECTOR ASSEMBLY EXAMPLARY LOADED



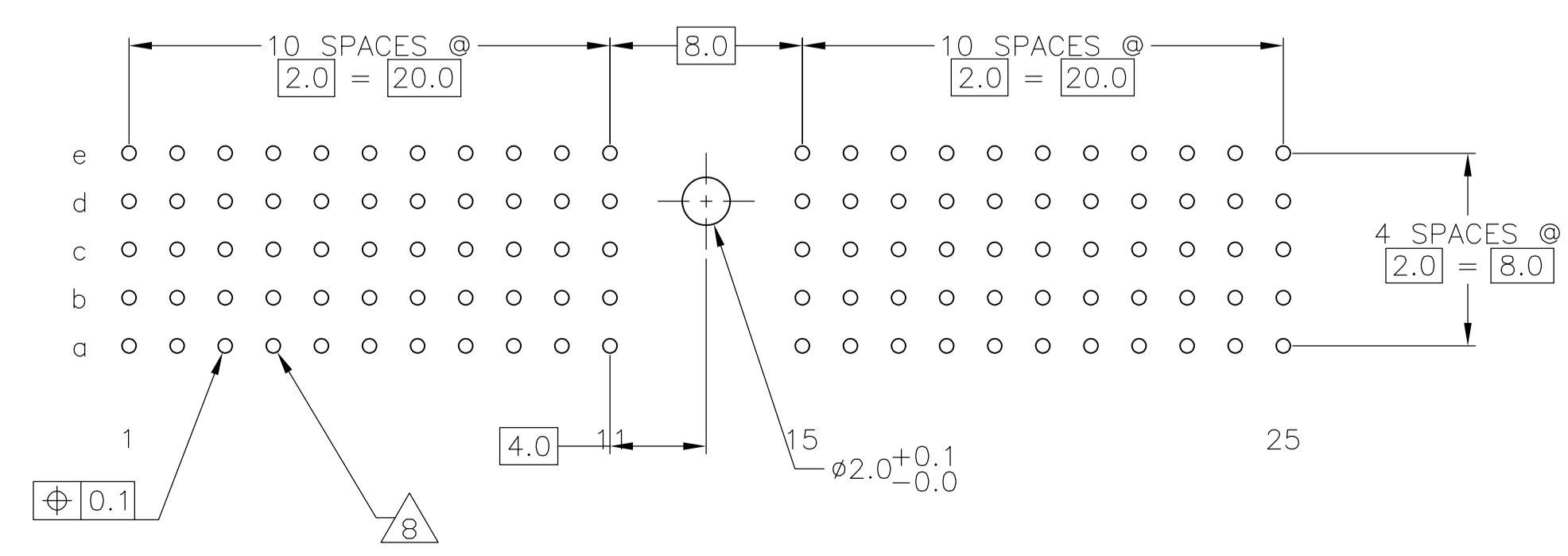
CONTACT DIMENSIONS SCALE 5:1



CONTACT LAYOUT

	z	a	b	c	d	e	f
1		A	A	B	A	A	
2		A	A	B	A	A	
3		A	A	B	A	A	
4		A	A	B	A	A	
5		A	A	B	A	A	
6		A	A	B	A	A	
7		A	A	B	A	A	
8		A	A	B	A	A	
9		A	A	B	A	A	
10		A	A	B	A	A	
11		A	A	B	A	A	
MULTI PURPOSE CENTER							
15		A	A	B	A	A	
16		A	A	B	A	A	
17		A	A	B	A	A	
18		A	A	B	A	A	
19		A	A	B	A	A	
20		A	A	B	A	A	
21		A	A	B	A	A	
22		A	A	B	A	A	
23		A	A	B	A	A	
24		A	A	B	A	A	
25		A	A	B	A	A	

RECOMMENDED PCB-HOLE LAYOUT COMPONENT SIDE SHOWN



PLATED THRU HOLES PARAMETERS REFERENCE APPLICATION SPECIFICATION

OBSOLETE	2 6 14	1-106726-9
	2 5 14	106726-9
	2 4	106726-4
	2 3	106726-1
FINISH		PART NUMBER

THIS DRAWING IS A CONTROLLED DOCUMENT.

DIMENSIONS: mm	TOLERANCES UNLESS OTHERWISE SPECIFIED:	DIN B CARBO 27APR05	Tyco Electronics Corporation Harrisburg, Pa 17105-3608
0-PLC ±	1-PLC ±0.1	27APR05	108-19082
2-PLC ±	3-PLC ±	27APR05	114-19029
4-PLC ±	ANGLES ±		100779 ©=106726
MATERIAL 1	FINISH SEE TABLE	WEIGHT	SCALE 4:1 SHEET 1 OF 2 REV G

CUSTOMER DRAWING

LOC		DIST		REVISIONS				
P	LTR	DESCRIPTION	DATE	DN	APVD			
AD	00	SEE SHEET 1	-	-	-			

- 1 MATERIAL:
CONTACT: PHOSPHOR BRONZE.
HOUSING: GLASS-FILLED POLYESTER.
- 2 GENERAL PLATING SPECIFICATION: UNDERPLATING
(ENTIRE CONTACT): 1.27µm MIN NICKEL AND ACTION
PIN: 0.5µm MIN TIN/LEAD.
FOR PLATING OF MATING SURFACES SEE APPLICABLE
SPECIFICATION REFERENCE FOR EACH DASH NUMBER.
- 3 CONFORMS TO ALL TESTING ACCORDING TO IEC 61076-4-101
PERFORMANCE LEVEL 2.
- 4 CONFORMS TO ALL TESTING ACCORDING TO IEC 61076-4-101
PERFORMANCE LEVEL 1.
- 5 CONNECTOR TESTED AND QUALIFIED AGAINST TELCORDIA GR-1217-CORE QUALITY LEVEL 3,
CENTRAL OFFICE APPLICATIONS.
- 6 CONNECTOR TESTED AND QUALIFIED AGAINST TELCORDIA GR-1217-CORE QUALITY LEVEL 3,
UNCONTROLLED ENVIROMENT APPLICATIONS.
- 7 CONNECTOR MARKED WITH PART NUMBER AND DATE CODE.
ADDITIONAL CHARACTERS OR MARKINGS, AS WELL AS THE LOCATION OF THE MARKINGS,
MAY BE ADDED FOR TRACEABILITY BASED UPON MANUFACTURERS DISCRETION.
- 8 PLATED-THROUGH HOLES AT 2x2mm SQUARE GRID
PATTERN DEFINED BY CONTACT LAYOUT.
- 9 FOR ACTUAL PIN LOADING SEE "CONTACT LAYOUT".
- 10 FOR ACTUAL PIN DIMENSIONS SEE "CONTACT DIMENSIONS".
- 11 TO BE MEASURED AT BOTTOM OF SHROUD.
- 12 POLARIZATION FEATURE.
- 13 AREA RESERVED FOR KEYING PART (BASIC P/N 100525)
- 14 CONNECTOR LUBRICATED WITH BELCORE APPROVED LUBRICANT,
TECHNICAL REFERENCE: TR-NWT-001217 ISSUE 1, SEP 1992.

THIS DRAWING IS A CONTROLLED DOCUMENT.		DIN E CARBO	27APR05	Tyco Electronics Corporation Harrisburg, Pa 17105-3608	
DIMENSIONS: mm		CIK G SKIPPER	27APR05	NAME MALE ASSEMBLY, Z-PACK 2mm HM, TYPE A	
TOLERANCES UNLESS OTHERWISE SPECIFIED: 0-PLC ± 1-PLC ±0.1 2-PLC ± 3-PLC ± 4-PLC ± ANGLES ±		APVD G SKIPPER	27APR05	PRODUCT SPEC 108-19082	
MATERIAL SEE SHEET 1		APPLICATION SPEC 114-19029	SIZE A1	CAGE CODE 00779	DRAWING NO 106726
FINISH SEE SHEET 1		WEIGHT -	RESTRICTED TO -		SCALE 4:1
CUSTOMER DRAWING			SHEET 2	OF 2	REV G