

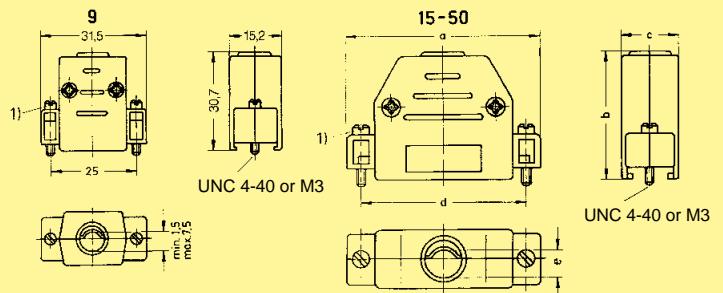


## Top entry hoods with knurled or locking screws

Identification      No. of contacts      Part No.      Drawing      Dimensions in mm

**Hood<sup>3)</sup>**  
Black thermoplastic with short locking screws

9	09 67 009 0442
15	09 67 015 0442
25	09 67 025 0442
37	09 67 037 0442
50	09 67 050 0442



**Hood<sup>3)</sup>**  
Metallized thermoplastic with short locking screws

9	09 67 009 04 . 3
15	09 67 015 04 . 3
25	09 67 025 04 . 3
37	09 67 037 04 . 3
50	09 67 050 04 . 3

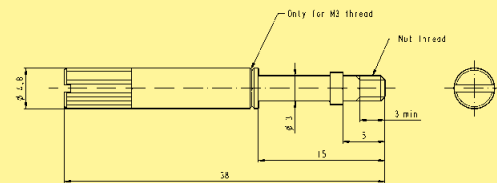
Please insert digit for screw option

Thread 4-40 UNC ▶ 4  
Thread M3 ▶ 2

	a	b	c	d	e	
					min.	max.
15	40.0	34.7	15.2	33.3	3.3	8.5
25	53.2	39.7	15.2	47.0	3.5	11.0
37	70.0	39.7	15.2	63.5	3.5	11.0
50	67.5	39.7	18.2	61.1	9.3	12.0

**Knurled screw for metallized hood**  
Thread UNC  
Thread M3

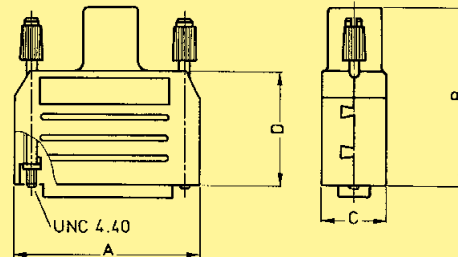
9-50	09 67 000 9925 <sup>2)</sup>
9-50	09 67 000 9930 <sup>2)</sup>



**Screened hood**  
Order cover and internal metal screen separately

**Cover<sup>4)</sup>**  
Black thermoplastic with knurled screws

9	09 67 009 0422
15	09 67 015 0422
25	09 67 025 0422
37	09 67 037 0422

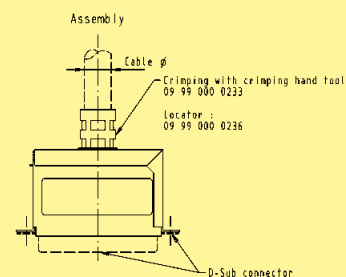


	A	B	C	D
9	35.0	54	19.1	34
15	43.0	54	19.1	34
25	57.5	54	19.1	34
37	74.0	54	19.1	34

**Internal metal screen<sup>4)</sup> metallized**

9	09 67 009 0421
15	09 67 015 0421
25	09 67 025 0421
37	09 67 037 0421

(Crimp tool see chapter 20)



	Cable Ø (mm)	
	min.	max.
9	6.1	8.8
15	6.1	8.8
25	8.0	10.3
37	9.5	11.5

1) Use of knurled screws is possible. Please order separately

2) Order 2 for each hood

3) Operating temperature: -20 °C ... +90 °C

4) Operating temperature: -55 °C ... +110 °C