

NOTES:

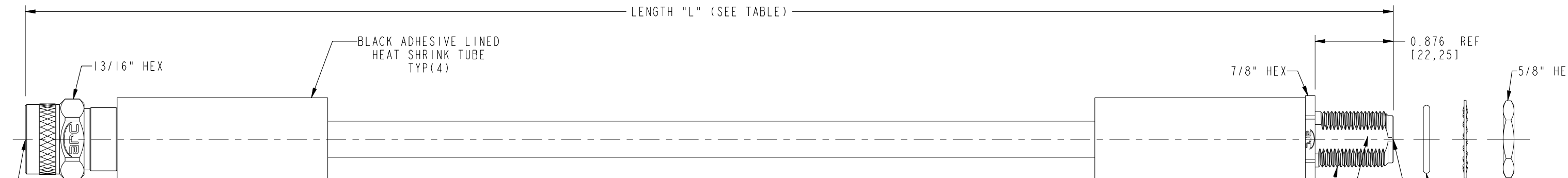
1. MATERIALS AND FINISHES:  
 N STR PLUG IP 67 - BRASS, NICKEL PLATING  
 N STR BHD JACK IP 67 - BRASS, NICKEL PLATING  
 CABLE - LMR 400
2. ELECTRICAL:  
 A. IMPEDANCE: 50 OHM

3. PACKAGING:  
 A. QUANTITY: SINGLE PACK  
 B. MARKING: BAG TO BE MARKED  
 "AMPHENOL RF, 95-909-174-XXX AND DATE CODE"

THIRD ANGLE PROJ.

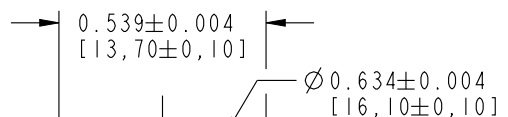
REVISIONS

REV	DESCRIPTION	DATE	ECO	APPR
A	RELEASE TO MFG.	12-Feb-19	10464	SK
B	NO CHANGE TO THIS SHEET	20-Mar-19	10943	PL
C	NO CHANGE TO THIS SHEET	09-Apr-19	11201	SK



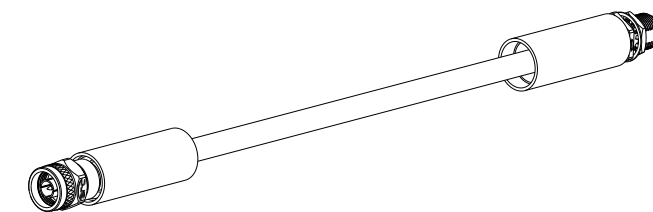
INTERFACE PER MIL-STD-348 SERIES: N PLUG

2.500 ± 0.150  
[63.50 ± 3.81]  
TYP(2)



**RECOMMENDED MOUNTING HOLE DIMENSIONS**

LENGTH TABLE		
PART NUMBER (IMPERIAL)	PART NUMBER (METRIC)	LENGTH 'L' IN INCHES [METERS]
95-909-174-006	-	6.00 [0.152]
-	95-909-174M025	9.84 [0.250]
95-909-174-012	-	12.00 [0.305]
95-909-174-018	-	18.00 [0.457]
-	95-909-174M050	19.69 [0.500]
95-909-174-024	-	24.00 [0.610]
-	95-909-174M075	29.53 [0.750]
95-909-174-036	-	36.00 [0.914]
-	95-909-174M100	39.37 [1.000]
95-909-174-048	-	48.00 [1.219]
-	95-909-174M150	59.06 [1.500]
95-909-174-072	-	72.00 [1.829]
-	95-909-174M200	78.74 [2.000]
95-909-174-096	-	96.00 [2.438]
95-909-174-108	-	108.00 [2.743]
-	95-909-174M300	118.11 [3.000]
95-909-174-120	-	120.00 [3.048]
-	95-909-174M400	157.48 [4.000]
95-909-174-240	-	240.00 [6.096]
95-909-174-360	-	360.00 [9.144]
-	95-909-174M10L	393.70 [10.000]
95-909-174L050	-	600.00 [15.240]
-	95-909-174M20L	787.40 [20.000]
95-909-174L075	-	900.00 [22.860]
-	95-909-174M30L	1181.10 [30.000]
95-909-174L100	-	1200.00 [30.480]



SCALE 0.300

TOLERANCE TABLE	
LENGTH IN INCHES/FT [METERS]	TOLERANCE
0" - 23.90" [0 - 0.607]	±0.25" [0.006]
24.00" - 59.00" [0.610 - 1.499]	±0.50" [0.013]
5.0' - 24.9' [1.524 - 7.617]	±2.5%
25.0' & UP [7.620 & UP]	±5.0%

DESIGN REQUIREMENTS:

FREQUENCY: DC - 6 GHz       CONTINUITY

VSWR: \_\_\_\_\_ : 1 MAX.       HI-POT: 750 VRMS

INS. LOSS: \_\_\_\_\_ dB MIN.       OTHER

**CUSTOMER OUTLINE DRAWING**  
 ALL OTHER SHEETS ARE FOR INTERNAL USE ONLY

UNLESS OTHERWISE SPECIFIED, DIMENSIONS ARE IN INCHES AND TOLERANCES ARE: 2 PLACE DECIMAL      3 PLACE DECIMAL ±.015 (0.381 mm)      ±.005 (0.127 mm)	MATERIAL	DRAWN	DATE	TITLE N STR PLUG IP 67 TO N STR BHD JACK IP 67 USING LMR 400 CABLE VARIOUS LENGTH	Amphenol RF www.amphenolrf.com
	SEE NOTES	KAVI S	29-Jan-19		
NOTICE - These drawings, specifications, or other data (1) are, and remain the property of Amphenol corp. (2) must be returned upon request; and (3) are confidential and not to be disclosed to any person other than those to whom they are given by Amphenol Corp. the furnishing of these drawings, specifications, or other data by Amphenol Corp., or to any other person to anyone for any purpose is not to be regarded by implication or otherwise in any manner licensing, granting rights to permitting such holder or any other person to manufacture, use or sell any product, process or design, patented or otherwise, that may in any way be related to or disclosed by said drawings, specifications, or other data.	REFERENCE	ENGINEER	DATE	SCALE: 0.9:1.0	SHEET 2 OF 2
	EAR # 8886	KAVI S	29-Jan-19		
	CONFIGURATION LEVEL: In Work	APPROVED	DATE		
FINISH	K.CAPOZZI	09-Apr-19		DWG SIZE	REV
				B	C
					PART NO.95-909-174-XXX