

HARTING Electric



Industrial Connectors Han®

Quality Connections Worldwide

HARTING was founded in 1945 by the family that still owns the company.

Today, HARTING employs approximately 2,000 people worldwide, including 150 qualified engineers. The sales team, including more than 100 sales engineers is in daily contact with our customers.

The company is one of the world's leading manufacturers of connectors, and currently have 34 subsidiary companies in Europe, the United States and Asia. In several product areas, HARTING is a market leader.

Great emphasis is placed on close links with customers, including the provision of a 'Just-in-Time'-Service to ensure rapid delivery to key customers.

HARTING products are designed and manufactured using the latest automated techniques, from CAD systems in the research and development department to automatic production techniques on the assembly lines.

Production and quality control is based on a 'zero-defect' philosophy which can only be reached by the continuous successful implementation of fully automated production techniques. The organisation and procedures for quality assurance are based on the EN ISO 9001 standard. A total of 60 engineers and other employees, most of whom are trained and qualified to standards laid down by the DGQ (German Association of Quality) or the SAQ (Swiss Association of Quality), are employed solely on quality-assurance activities.



	Page		Page
Inserts Han® E / ES / ESS / EE	4	Hoods/Housings with Metric Cable Entries	12
Inserts Han D® / Han A®	6	Special Hoods/Housings with Metric Cable Entries	14
Inserts Han DD® / Han-Com®	7	HARAX® M8 / M12	15
Inserts Han® HsB	8	Han-Brid®	15
Han®-Terminal Block Connector	8	Fiber optic components	15
Han-Snap®	8	Hoods/Housings with PG thread	16
Han-Compact®	9	Cable Entry Protections	18
Han-modular®	10	Tools	19
Accessories Han-modular®	11	Termination Details	19

Hoods/Housings – Inserts

Hoods/Housings	Inserts				
Size Han® 3 A (Plastic)	Han® 3 A, 4 A, Han-Brid®	Han® 7 D	Han® Q 5/0, 7/0		
Size Han® 3 A, (Metal) M, EMV, HPR	Han® 3 A, 4 A, Han-Brid®		Han® Q 5/0 Han® Q 7/0		
Size Han-Compact®	Han® Q 8/0, 17/0				
Size Han® 10 A, EMV	Han® 10 A Han-modular® with 1 module	Han® 15 D			
Size Han® 16 A, EMV	Han® 16 A	Han® 25 D			
Size Han® 32 A	Han® 32 A	Han® 50 D			
Size Han® 6 B, M, EMV, HPR	Han® 6 E, ES, ESS, E AV Han-modular® with 2 modules	Han® 10 EE	Han® 24 DD		
Size Han® 10 B, M, EMV, HPR	Han® 10 E, ES, ESS, E AV Han-modular® with 3 modules	Han® 18 EE	Han® 42 DD		Han-Com® 8/24
Size Han® 16 B, M, EMV, HPR	Han® 16 E, ES, ESS, E AV Han-modular® with 4 modules	Han® 32 EE	Han® 72 DD	Han® 6 HsB	Han-Com® 4/0, 4/2, 12/2 6/12, 6/36
Size Han® 24 B, M, EMV, HPR	Han® 24 E, ES, ESS, E AV Han-modular® with 6 modules	Han® 46 EE	Han® 108 DD		Han-Com® 4/8, 6/6
Size Han® 32 B	Han® 32 E, ES, ESS Han-modular® with 2 x 4 modules	Han® 64 EE	Han® 144 DD	Han® 12 HsB	
Size Han® 48 B	Han® 48 E, ES, ESS Han-modular® with 2 x 6 modules	Han® 92 EE	Han® 216 DD		

Field of application

HARTING Industrial Connectors are applicable in a wide variety of electronic and electrical applications.

The degree of protection of all hoods and housings is in accordance with International Standard IEC 529.

- Power Utilities
- Robotics
- Chemical Plants
- Machine Tool Controls
- Injection Moulding
- Industrial Instrumentation
- Conveyor Equipment
- Transportation
- and many more.

Specifications

- VDE 0110 table concerning clearance and creepage distances
- VDE 0627 Connectors and plug devices
- IEC 61984

Standards

DIN EN 175 301 - 801

Approvals

UL, CSA, SEV for inserts

Note: Connectors should not be coupled and decoupled under electrical load. Connectors of the same or different series being mounted side by side may be protected against incorrect mating by the use of coding options.

General information

It is the user's responsibility to check whether the components illustrated in this catalogue comply with different regulations from those stated in special fields of application which we are unable to foresee.

We reserve the right to modify designs in order to improve quality, keep pace with technological advancement or meet particular requirements in production.

This catalogue must not be used in any form or manner without our prior approval in writing (Copyright Law, Fair Trading Law, Civil Code).

We are bound by the German version only.



Certified according to EN ISO 9001 in design/development, production, installation and servicing

Inserts



Recognized
File # E 102079



Certified
File # 18753

Series		Han E®	Han® ES	Han® ESS	Han E®
Number of contacts		6 + ⊕	6 + ⊕	6 + ⊕	6 + ⊕
		Screw terminal with wire protection	Cage-clamp spring terminal	Cage-clamp spring terminal two terminations per contact	Crimp terminal Order contacts separately
Working current	16 A				
Working voltage	500 V 3 (C)				
VDE 0627/VDE 0110					
UL/CSA					
Wire gauge	2.5 mm ²	2.5 mm ²	0.14 - 2.5 mm ²	0.14 - 2.5 mm ²	0.5 - 4 mm ²
Identification	1 - 6	1 - 6	1 - 6	1 - 6	1 - 6
Part number	Male insert (M)	09 33 006 2601	09 33 006 2616	09 33 006 2672	09 33 006 2602
	Female insert (F)	09 33 006 2701	09 33 006 2716	09 33 006 2772	09 33 006 2702
Number of contacts		10 + ⊕	10 + ⊕	10 + ⊕	10 + ⊕
		Screw terminal with wire protection	Cage-clamp spring terminal	Cage-clamp spring terminal two terminations per contact	Crimp terminal Order contacts separately
Working current	16 A				
Working voltage	500 V 3 (C)				
VDE 0627/VDE 0110					
UL/CSA					
Wire gauge	2.5 mm ²	2.5 mm ²	0.14 - 2.5 mm ²	0.14 - 2.5 mm ²	0.5 - 4 mm ²
Identification	1 - 10	1 - 10	1 - 10	1 - 10	1 - 10
Part number	Male insert (M)	09 33 010 2601	09 33 010 2616	09 33 010 2672	09 33 010 2602
	Female insert (F)	09 33 010 2701	09 33 010 2716	09 33 010 2772	09 33 010 2702
Number of contacts		16 + ⊕	16 + ⊕	16 + ⊕	16 + ⊕
		Screw terminal with wire protection	Cage-clamp spring terminal	Cage-clamp spring terminal two terminations per contact	Crimp terminal Order contacts separately
Working current	16 A				
Working voltage	500 V 3 (C)				
VDE 0627/VDE 0110					
UL/CSA					
Wire gauge	2.5 mm ²	2.5 mm ²	0.14 - 2.5 mm ²	0.14 - 2.5 mm ²	0.5 - 4 mm ²
Identification	1 - 16	1 - 16	1 - 16	1 - 16	1 - 16
Part number	Male insert (M)	09 33 016 2601	09 33 016 2616	09 33 016 2672	09 33 016 2602
	Female insert (F)	09 33 016 2701	09 33 016 2716	09 33 016 2772	09 33 016 2702
Number of contacts		24 + ⊕	24 + ⊕	24 + ⊕	24 + ⊕
		Screw terminal with wire protection	Cage-clamp spring terminal	Cage-clamp spring terminal two terminations per contact	Crimp terminal Order contacts separately
Working current	16 A				
Working voltage	500 V 3 (C)				
VDE 0627/VDE 0110					
UL/CSA					
Wire gauge	2.5 mm ²	2.5 mm ²	0.14 - 2.5 mm ²	0.14 - 2.5 mm ²	0.5 - 4 mm ²
Identification	1 - 24	1 - 24	1 - 24	1 - 24	1 - 24
Part number	Male insert (M)	09 33 024 2601	09 33 024 2616	09 33 024 2672	09 33 024 2602
	Female insert (F)	09 33 024 2701	09 33 024 2716	09 33 024 2772	09 33 024 2702

Inserts



Series		Han E®		Han® ES		Han® ESS		Han E®	
Number of contacts		32 + ⊕		32 + ⊕		32 + ⊕		32 + ⊕	
		Screw terminal with wire protection		Cage-clamp spring terminal		Cage-clamp spring terminal two terminations per contact		Crimp terminal Order contacts separately	
Working current 16 A									
Working voltage VDE 0627/VDE 0110 500 V 3 (C)									
UL/CSA 600 V									
Wire gauge		2.5 mm²		0.14 - 2.5 mm²		0.14 - 2.5 mm²		0.5 - 4 mm²	
Identification		1 - 16 17 - 32		1 - 16 17 - 32		1 - 16 1 - 16		1 - 16 17 - 32	
Part number	Male insert (M)	09 33 016 2601 09 33 016 2611		09 33 016 2616 09 33 016 2626		09 33 016 2672 09 33 016 2672		09 33 016 2602 09 33 016 2612	
	Female insert (F)	09 33 016 2701 09 33 016 2711		09 33 016 2716 09 33 016 2726		09 33 016 2772 09 33 016 2772		09 33 016 2702 09 33 016 2712	

Series		Han E®		Han® ES		Han® ESS		Han E®	
Number of contacts		48 + ⊕		48 + ⊕		48 + ⊕		48 + ⊕	
		Screw terminal with wire protection		Cage-clamp spring terminal		Cage-clamp spring terminal two terminations per contact		Crimp terminal Order contacts separately	
Working current 16 A									
Working voltage VDE 0627/VDE 0110 500 V 3 (C)									
UL/CSA 600 V									
Wire gauge		2.5 mm²		0.14 - 2.5 mm²		0.14 - 2.5 mm²		0.5 - 4 mm²	
Identification		1 - 24 25 - 48		1 - 24 25 - 48		1 - 24 1 - 24		1 - 24 25 - 48	
Part number	Male insert (M)	09 33 024 2601 09 33 024 2611		09 33 024 2616 09 33 024 2626		09 33 024 2672 09 33 024 2672		09 33 024 2602 09 33 024 2612	
	Female insert (F)	09 33 024 2701 09 33 024 2711		09 33 024 2716 09 33 024 2726		09 33 024 2772 09 33 024 2772		09 33 024 2702 09 33 024 2712	

Series		Han® EE			
Number of contacts		10 + ⊕	18 + ⊕	32 + ⊕	46 + ⊕
		Crimp terminal Order contacts separately	Crimp terminal Order contacts separately	Crimp terminal Order contacts separately	Crimp terminal Order contacts separately
Working current 16 A					
Working voltage VDE 0627/VDE 0110 500 V 3 (C)					
UL/CSA 600 V					
Wire gauge 0.5 - 4 mm²					
Identification		1 - 10	1 - 18	1 - 32	1 - 46
Part number	Male insert (M)	09 32 010 3001	09 32 018 3001	09 32 032 3001	09 32 046 3001
	Female insert (F)	09 32 010 3101	09 32 018 3101	09 32 032 3101	09 32 046 3101

Series		Han® EE	
Number of contacts		64 + ⊕	
		Crimp terminal (Order contacts separately)	
Working current 16 A			
Working voltage VDE 0627/VDE 0110 500 V 3 (C)			
UL/CSA 600 V			
Wire gauge 0.5 - 4 mm²			
Identification		1 - 32	33 - 64
Part number	Male insert (M)	09 32 032 3001 09 32 032 3011	
	Female insert (F)	09 32 032 3101 09 32 032 3111	

Series		Han® EE	
Number of contacts		92 + ⊕	
		Crimp terminal (Order contacts separately)	
Working current 16 A			
Working voltage VDE 0627/VDE 0110 500 V 3 (C)			
UL/CSA 600 V			
Wire gauge 0.5 - 4 mm²			
Identification		1 - 46	47 - 92
Part number	Male insert (M)	09 32 046 3001 09 32 046 3011	
	Female insert (F)	09 32 046 3101 09 32 046 3111	

Inserts



Series		Han D®			
Number of contacts		7 + ⊕	15 + ⊕	25 + ⊕	40 + ⊕
Working current	10 A	Crimp terminal Order contacts separately	Crimp terminal Order contacts separately	Crimp terminal Order contacts separately	Crimp terminal Order contacts separately
Working voltage					
VDE 0627/VDE 0110	250 V 3 (C)				
	230/400 V 2				
UL/CSA	600 V				
Wire gauge	0.14 - 2.5 mm ²				
Identification		1 - 7	1 - 15	1 - 25	1 - 40
Part number	Male insert (M)	09 21 007 3031	09 21 015 3001	09 21 025 3001	09 21 040 3001
	Female insert (F)	09 21 007 3131	09 21 015 3101	09 21 025 3101	09 21 040 3101

Number of contacts		50 + ⊕	64 + ⊕	80 + ⊕	128 + ⊕
Working current	10 A	Crimp terminal Order contacts separately	Crimp terminal Order contacts separately	Crimp terminal Order contacts separately	Crimp terminal Order contacts separately
Working voltage					
VDE 0627/VDE 0110	250 V 3 (C)				
	230/400 V 2				
UL/CSA	600 V				
Wire gauge	0.14 - 2.5 mm ²				
Identification		1 - 25	1 - 64	1 - 40	1 - 64
Part number	Male insert (M)	09 21 025 3001 09 21 025 3001	09 21 064 3001	09 21 040 3001 09 21 040 3001	09 21 064 3001 09 21 064 3001
	Female insert (F)	09 21 025 3101 09 21 025 3101	09 21 064 3101	09 21 040 3101 09 21 040 3101	09 21 064 3101 09 21 064 3101

Series		Han A®			
Number of contacts		3 + ⊕	4 + ⊕	3 + ⊕	3 + ⊕
Working current	10 A	Screw terminal	Screw terminal	HARAX® termination technic	Hood cable to cable with HARAX® termination technic
Working voltage					
VDE 0627/VDE 0110	230 / 400 V 3 (C)				
UL/CSA	600 V				
Wire gauge	2.5 mm ²				
Identification		1 - 3	1 - 4		
Part number	Male insert (M)	09 20 003 2611	09 20 004 2611	09 20 003 0440	—
	Female insert (F)	09 20 003 2711	09 20 004 2711	09 20 003 0445	09 20 003 0745

Number of contacts		10 + ⊕	10 + ⊕	16 + ⊕	16 + ⊕
Working current	16 A	Screw terminal	Crimp terminal Order contacts separately	Screw terminal	Crimp terminal Order contacts separately
Working voltage					
VDE 0627/VDE 0110	250 V 3 (C)				
UL/CSA	600 V				
Wire gauge	2.5 mm ²		0.5 - 4 mm ²	2.5 mm ²	0.5 - 4 mm ²
Identification		1 - 10	1 - 10	1 - 16	1 - 16
Part number	Male insert (M)	09 20 010 2612	09 20 010 3001	09 20 016 2612	09 20 016 3001
	Female insert (F)	09 20 010 2812	09 20 010 3101	09 20 016 2812	09 20 016 3101

Inserts



Series		Han® DD		
Number of contacts		24 + Ⓢ	42 + Ⓢ	72 + Ⓢ
Working current	10 A	Crimp terminal Order contacts separately		
Working voltage	250 V 3 (C)	Crimp terminal Order contacts separately		
VDE 0627/VDE 0110	600 V	Crimp terminal Order contacts separately		
UL/CSA				
Wire gauge	0.14 - 2.5 mm ²			
Identification		1 - 24	1 - 42	1 - 72
Part number	Male insert (M)	09 16 024 3001	09 16 042 3001	09 16 072 3001
	Female insert (F)	09 16 024 3101	09 16 042 3101	09 16 072 3101



Number of contacts		108 + Ⓢ	144 + Ⓢ	216 + Ⓢ
Working current	10 A	Crimp terminal Order contacts separately		
Working voltage	250 V 3 (C)	Crimp terminal Order contacts separately		
VDE 0627/VDE 0110	600 V	Crimp terminal Order contacts separately		
UL/CSA				
Wire gauge	0.14 - 2.5 mm ²			
Identification		1 - 108	1 - 72 73 - 144	1 - 108 109 - 216
Part number	Male insert (M)	09 16 108 3001	09 16 072 3001 09 16 072 3011	09 16 108 3001 09 16 108 3011
	Female insert (F)	09 16 108 3101	09 16 072 3101 09 16 072 3111	09 16 108 3101 09 16 108 3111

Series		Han-Com®				
Number of contacts - Power/Signal		4/0 + Ⓢ	4/2 + Ⓢ	6/12 + Ⓢ	4/8 + Ⓢ	6/6 + Ⓢ
Screw terminal						
Working current		80 A / 16 A	40 A / 10 A	80 A / 16 A	80 A / 16 A	100 A / 16 A
Working voltage		690 V / 400 V 3 (C)	690 V / 400 V 3 (C)	400 V, 230/400 V 3 (C)	400 V, 230/400 V 3 (C)	690 V, 230/400 V 3 (C)
VDE 0627/VDE 0110		600 / 300 V	600 / 300 V	600 / 600 V	600 / 600 V	600 / 300 V
UL/CSA						
Wire gauge		1.5 - 16 / 0.5 - 2.5 mm ²	2.5 - 10 / 0.2 - 2.5 mm ²	1.5 - 16.0 / 0.5 - 2.5 mm ²	1.5 - 16.0 / 0.5 - 2.5 mm ²	16 - 35 / 0.2 - 2.5 mm ²
Part number	Male insert (M)	09 38 006 2611 09 38 006 2601	09 38 018 2601	09 38 012 2601	09 38 012 2601	09 38 012 2651
	Female insert (F)	09 38 006 2711 09 38 006 2701	09 38 018 2701	09 38 012 2701	09 38 012 2701	09 38 012 2751

Number of contacts - Power/Signal		8/24 + Ⓢ	12/2 + Ⓢ	6/36 + Ⓢ
Crimp terminal Order contacts separately				
Working current		16 A / 10 A	40 A / 10 A	40 A / 10 A
Working voltage		400 V / 250 V C	500 V / 250 V C	690 V / 250 V C
VDE 0627/VDE 0110		600 / 300 V	600 / 300 V	600 / 300 V
UL/CSA				
Wire gauge		0.5 - 4.0 / 0.14 - 2.5 mm ²	1.5 - 6 / 0.14 - 2.5 mm ²	1.5 - 6 / 0.14 - 2.5 mm ²
Part number	Male insert (M)	09 38 032 3001	09 32 012 3001	09 38 042 3001
	Female insert (F)	09 38 032 3101	09 32 012 3101	09 38 042 3101





Inserts







Series		Han® HsB			
Number of contacts		6 + ⊕		12 + ⊕	
Working current 35 A		Screw terminal		Screw terminal	
Working voltage VDE 0627/VDE 0110 500 V 3 (C)					
UL/CSA 600 V		1 - 6		1 - 6 7 - 12	
Wire gauge max. 6 mm ²					
Identification					
Part number	Male insert (M)	09 31 006 2601		09 31 006 2601 09 31 006 2611	
	Female insert (F)	09 31 006 2701		09 31 006 2701 09 31 006 2711	

Han®-Terminal Block Connector



Series		Han® E AV			
Number of contacts		6 + ⊕	10 + ⊕	16 + ⊕	24 + ⊕
Working current 16 A		Screw terminal	Screw terminal	Screw terminal	Screw terminal
Working voltage VDE 0627/VDE 0110 400 V 3 (C)					
UL/CSA 600 V		1 - 6	1 - 10	1 - 16	1 - 24
Wire gauge 0.2 - 2.5 mm ²					
Identification					
Part number	Male insert (M)	09 33 006 4626	09 33 010 4626	09 33 016 4626	09 33 024 4626
	Female insert (F)	09 33 006 4726	09 33 010 4726	09 33 016 4726	09 33 024 4726

Series		Han® ES AV			
Number of contacts		6 + ⊕	10 + ⊕	16 + ⊕	24 + ⊕
Working current 16 A		Cage-clamp spring terminal	Cage-clamp spring terminal	Cage-clamp spring terminal	Cage-clamp spring terminal
Working voltage VDE 0627/VDE 0110 500 V 3 (C)					
UL/CSA 600 V		1 - 6	1 - 10	1 - 16	1 - 24
Wire gauge 0.14 - 2.5 mm ²					
Identification					
Part number	Male insert (M)	09 33 006 4629	09 33 010 4629	09 33 016 4629	09 33 024 4629
	Female insert (F)	09 33 006 4729	09 33 010 4729	09 33 016 4729	09 33 024 4729

Han-Snap®



Identification	Plastic hood	Latching parts with strain relief	Latching parts	Latching parts with strain relief and panel mounting parts
				
Part number	09 33 006 0401 09 33 010 0401 09 33 016 0401 09 33 024 0401	09 33 000 9991	09 33 000 9987	09 33 000 9990

Identification	Insert mounting parts	Insert mounting parts, swinging	Panel mounting parts
			
Part number	09 33 000 9980	09 33 000 9802	09 33 000 9985

8

The Han-Snap® elements are a mechanical system for the mounting assembly and security of Han connectors. Normally the elements are assembled to the connector insert using the standard insert fixing screws. On free connectors the wires or cables can be secured to the strain relief element with standard cable ties of 5 mm width maximum.


Series	Han® Q 5/0 for Han® 3 A		Han® Q 7/0 for Han® 3 A	
Number of contacts	5 + ⊕		7 + ⊕	
Working current	16 A		16 A	
Working voltage	230 / 400 V 3 (C) 600 V		230 / 400 V 3 (C) 600 V	
Working voltage	VDE 0627/VDE 0110 UL/CSA		availability planned in July 2003	
Wire gauge	0.5 - 2.5 mm ²		0.5 - 2.5 mm ²	
Part number	Male insert (M)	09 12 005 3001	Male insert (M)	09 12 007 3001
	Female insert (F)	09 12 005 3101	Female insert (F)	09 12 007 3101

Series	Han® Q 8/0 for Han-Compact®		Han® Q 17 for Han-Compact®	
Number of contacts	8 + ⊕		17 + ⊕	
Working current	16 A		16 A	
Working voltage	230 / 400 V 3 (C) 600 V		500 V 3 (C) 600 V	
Working voltage	VDE 0627/VDE 0110 UL/CSA		UL/CSA	
Wire gauge	0.5 - 2.5 mm ²		0.5 - 2.5 mm ²	
Part number	Male insert (M)	09 12 008 3001	Male insert (M)	09 12 017 3001
	Female insert (F)	09 12 008 3101	Female insert (F)	09 12 017 3101


Han-Compact®-Hoods/Housings

Series	Han® Q 8/0					
Identification	Hoods			Housings panel mount		
Cable Entry Protection for hoods order separately	Plastic		Metal	Plastic	Metal	
Part number	Pg 16	09 12 008 0527	09 12 008 0427	09 12 008 0327		
	M 25	19 12 008 0429	19 12 008 0501	09 12 008 0301		
Identification	Housings surface mount, angled	Housings panel mount, angled		Hood cable to cable		
Cable Entry Protection for hoods order separately	Plastic	Plastic		Plastic		
Part number	Pg 16	09 12 008 0901		09 12 008 0727		
	M 25	09 12 008 0902		19 12 008 0729		
Identification	Cable clamps				Protection covers	
	Plastic		Metal	Plastic		
	pressure nut and insert for Hoods and Hood cable to cable	pressure nut and insert for Housings surface mount, angled	pressure nut, insert and spring	pressure nut and insert	for male insert without sealing	for female insert with sealing
Part number	Pg 16	09 00 000 5059	09 00 000 5058	09 12 008 5407		
	M 25 10.5-14 mm	19 12 000 5157	19 62 000 5057	19 12 000 5057		
	14-17 mm	19 12 000 5158		09 12 008 5408		

Han-Modular®-Hinged frames



No tool necessary to remove modules

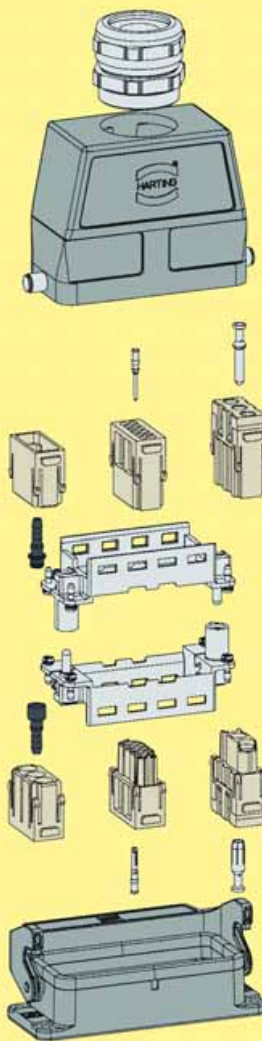


Number of modules	Part number		Hoods/Housings Size
	Marking A...F	Marking a...f	
1	Han-modular®-Compact (Page 11)		
2	09 14 006 0303	09 14 006 0313	6 B
3	09 14 010 0303	09 14 010 0313	10 B
4	09 14 016 0303	09 14 016 0313	16 B
6	09 14 024 0303	09 14 024 0313	24 B
2 x 4	09 14 016 0303	09 14 016 0313	32 B
	09 14 016 0303	09 14 016 0313	
2 x 6	09 14 024 0303	09 14 024 0313	48 B
	09 14 024 0303	09 14 024 0313	

fixation for hinged frames (20 pieces per bloc)

09 14 000 9960

Assembly details



Han-Modular®-modules
















Series	Han® Axial screw module		Han® Axial screw module	
Number of contacts	2		2	
modules	Axial screw terminal		Axial screw terminal	
Working current	100 A		40 A	
Working voltage	1000 V 3 (C) 600 V		1000 V 3 (C) 600 V	
VDE 0627/VDE 0110 UL/CSA				
Wire gauge	16 - 35 mm ²		2.5 - 10 mm ²	
Part number	Male insert (M)	09 14 002 2651	09 14 002 2601	
	Female insert (F)	09 14 002 2751	09 14 002 2701	

Series	Han® C-module		Han® E-module		Han® EE-module	
Number of contacts	3		6		8	
modules	Crimp terminal		Crimp terminal		Crimp terminal	
Order contacts separately						
Working current	40 A		16 A		16 A	
Working voltage	400 / 690 V 3 (C) 600 V		500 V 3 (C) 600 V		400 V 3 (C) 600 V	
VDE 0627/VDE 0110 UL/CSA						
Wire gauge	1.5 - 6 mm ²		0.5 - 4.0 mm ²		0.5 - 4.0 mm ²	
Part number	Male insert (M)	09 14 003 3001	09 14 006 3001		09 14 008 3001	
	Female insert (F)	09 14 003 3101	09 14 006 3101		09 14 008 3101	

Series	Han® DD-module		Han® High Density module		Han® HV module	
Number of contacts	12		25		2	
modules	Crimp terminal		Crimp terminal		Crimp terminal	
Order contacts separately						
Working current	10 A		5 A		16 A	
Working voltage	250 V 3 (C) 600 V		50 V 3 (C)		2900 / 5000 V 3 (C)	
VDE 0627/VDE 0110 UL/CSA						
Wire gauge	0.14 - 2.5 mm ²		0.09 - 0.56 mm ²		0.5 - 4.0 mm ²	
Part number	Male insert (M)	09 14 012 3001	09 14 025 3001 ¹⁾		09 14 002 3021	
	Female insert (F)	09 14 012 3101	09 14 025 3101 ¹⁾		09 14 002 3121	

¹⁾ for crimp contacts D-Sub DIN 41 625 – MIL-C-24 308

Series		Han® ES-module	Han® ID-module	Han® SC-module	Han® D-Sub-module
Number of contacts		5	6	4	9
modules		Cage-clamp terminal			Crimp terminal
Order contacts separately					
Working current		16 A			
Working voltage		400 V 3 (C)	electronic storage of data		50 V 3 (C)
VDE 0627/VDE 0110		600 V	max. 128 Byte		
UL/CSA		0.14 - 2.5 mm ²			0.09 - 0.56 mm ²
Wire gauge					
Part number	Male insert (M)	09 14 005 2616	20 70 001 1001	09 14 004 4701	09 14 009 3001
	Female insert (F)	09 14 005 2716		09 14 004 4711	09 14 009 3101
Series				FOCcontacts	
				order contacts separately 	
Part number				20 10 125 5211	





Series		Han-Quintax® module		Han® Multicontact-module		Han® Pneumatic-module	
Number of contacts		2		4		2	3
modules							
Order contacts separately							
Part number	Male insert (M)	09 14 002 3001		09 14 004 4501		09 14 002 4501	09 14 003 4501
	Female insert (F)	09 14 002 3101		09 14 004 4512		09 14 002 4501	09 14 003 4501
contacts		Quintax-Z contacts	Koax-contacts	Coaxial contacts	FOC contacts	Pneumatic contacts	Pneumatic contacts
order crimp contacts separately		4 + shielding	1 + shielding				
		3 - 9.5 mm	3 - 9.5 mm	50 Ω RG 174		ø 6 mm	ø 4 mm
Part number	Male contacts	09 15 004 3013	09 15 001 3013	09 14 000 6111	20 10 125 4212	09 14 000 6174	09 14 000 6153
	Female contacts	09 15 004 3113	09 15 001 3113	09 14 000 6211	20 10 125 4222	09 14 000 6274 09 14 000 6279 ¹⁾	09 14 000 6253 09 14 000 6258 ¹⁾

¹⁾ with shut off

Han-Modular® Compact for integration of 1 module

Identification	Hoods Side-entry / M 25	Hoods top-entry / M 25	Carrier hood	Housings panel mount
				
Part number	19 14 001 0501	19 14 001 0401	09 14 001 0311	09 14 001 0301

Han-Modular® Accessories

Identification	Module clamp without strain relief	Module clamp with strain relief	Module clamp for rail (on standard rail)	Han® Dummy module to fill unused module spaces in the frame
Delivery comprises 2 module clamps				
Part number	09 14 000 0301	09 14 000 0302	09 14 000 0303	09 14 000 9950

		Side-entry					Top-entry						
Single Lever					 Han® 3 A					 Han® 3 A			
Double lever													
Dimensions in mm					 Han® 3 A					 Han® 3 A			
Han® A		a	b	h	M	Part number		a	b	h	M	Part number	
						1 Lever	2 Levers					1 Lever	2 Levers
	Han® 3 A	28 26.5	27 26.5	54.4	20 20 20 20	19 20 003 1640 ¹⁾ 19 20 003 1643 ^{1.3)} 19 20 003 0620 ²⁾ 19 20 003 0623 ^{2.3)}		28 26.5	27 26.5	60	20 20 20 20	19 20 003 1440 ¹⁾ 19 20 003 1443 ^{1.3)} 19 20 003 0420 ²⁾ 19 20 003 0423 ^{2.3)}	
	Han® 10 A	63	29.5 36 36	51.5 67.5 67.5	20 25 25	19 20 010 1540 19 20 010 0446 19 20 010 0546		63	29.5 36	47 67.5	20 25	19 20 010 1440 19 20 010 0446	
	Han® 16 A	79.5	29.5 36	61.5 70.5	20 25	19 20 016 1540 19 20 016 0546		79.5	29.5 36	47 70.5	20 25	19 20 016 1440 19 20 016 0446	
Han® 32 A	82	56	60 79	25 32		19 20 032 1521 19 20 032 0527	82	56	79	25 32		19 20 032 0426 19 20 032 0427	
Han® B	Han® 6 B	60	43	43 43 72 72	20 25 25 32	19 30 006 1540 19 30 006 1541 19 30 006 0546 19 30 006 0547		60	43	40 72 72	20 25 32	19 30 006 1440 19 30 006 0446 19 30 006 0447	
	Han® 10 B	73	43 43 45	57 57 72	20 25 32	19 30 010 1540 19 30 010 1541 19 30 010 0547	19 30 010 1520 19 30 010 0521 19 30 010 0527	73	43 43 45	45 45 72	20 25 32	19 30 010 1440 19 30 010 0441 19 30 010 0447	19 30 010 1420 19 30 010 1421 19 30 010 0427
	Han® 16 B	93.5	43 43 45 45	62.5 62.5 76 76	25 32 32 40	19 30 016 1541 19 30 016 1542 19 30 016 0547 19 30 016 0548	19 30 016 1521 19 30 016 1522 19 30 016 0527 19 30 016 0528	93.5	43 43 45 45	45 45 76 76	25 32 32 40	19 30 016 1441 19 30 016 1442 19 30 016 0447 19 30 016 0448	19 30 016 1421 19 30 016 1422 19 30 016 0427 19 30 016 0428
	Han® 24 B	120	43 43 45 45	62.5 62.5 76 76	25 25 32 40	19 30 024 1541 19 30 024 1542 19 30 024 0547 19 30 024 0548	19 30 024 1521 19 30 024 1522 19 30 024 0527 19 30 024 0528	120	43 45 45	55 76 76	32 32 40	19 30 024 1442 19 30 024 0447 19 30 024 0448	19 30 024 1422 19 30 024 0427 19 30 024 0428
	Han® 32 B	94	82.5	94	32 40 50		19 30 032 0527 19 30 032 0528 19 30 032 0529	94	82.5	94	32 40		19 30 032 0427 19 30 032 0428
	Han® 48 B	132	90	98	40 50	19 30 048 0548 19 30 048 0549		132	90	98	40 50		19 30 048 0448 19 30 048 0449

		Housings panel mount					Housings surface mount (two side-entry except Han® 3 A)														
		Protection cover					Han® 3 A					Protection cover					Han® 3 A				
		Dimensions in mm					Han® 3 A					Han® 3 A					Han® 3 A				
		a	b	c	e	h	Part number		a	b	c	e	h	M	Part number						
							1 Lever	2 Levers							1 Lever	2 Levers					
Han® A	Han® 3 A	30	40	-	28	23	09 20 003 0301 ¹⁾ 09 20 003 0320 ²⁾		30	40	-	58 57	27	20 20	19 20 003 1250 ¹⁾ 19 20 003 0220 ²⁾						
	Han® 10 A	70	81	17.5	29	26	09 20 010 0301		48	74.4	40	50	52	20	19 20 010 0290						
	Han® 16 A	86	96	17.5	29	26	09 20 016 0301		64	108.5	40	50	57	20	19 20 016 0290						
	Han® 32 A	92	102	42	56	28.5		09 20 032 0301	94	106	46	57	82	32		19 20 032 0272					
Han® B	Han® 6 B	70	80	32	43	28.5	09 30 006 0301 09 30 006 0302 ³⁾		70	82	40	52	54	20	19 30 006 1250						
											40	52	54	20	19 30 006 1290						
											40	52	54	20	19 30 006 1255 ³⁾						
											40	52	54	20	19 30 006 1295 ³⁾						
											40	52	54	20	19 30 006 2255 ⁴⁾						
											40	52	54	20	19 30 006 2295 ⁴⁾						
	Han® 10 B	83	93	32	43	28.5	09 30 010 0305 09 30 010 0303 ³⁾	09 30 010 0301	82	94	40	52	54	20	19 30 010 1250	19 30 010 1230					
											40	52	54	20	19 30 010 1290	19 30 010 1270					
											40	52	54	20	19 30 010 1255 ³⁾	19 30 010 1231					
											40	52	54	20	19 30 010 1295 ³⁾						
											40	52	54	20	19 30 010 2295 ⁴⁾						
											40	52	54	20	19 30 010 0291						
Han® 16 B	103	113	32	43	28.5	09 30 016 0307 09 30 016 0306 ³⁾	09 30 016 0301	105	117	45	57	56	25	19 30 016 1251	19 30 016 1231						
										45	57	56	25	19 30 016 1291	19 30 016 1271						
										45	57	56	25	19 30 016 0291							
										45	57	56	25	19 30 016 1256 ³⁾							
										45	57	56	25	19 30 016 1296 ³⁾							
										45	57	56	25	19 30 016 2296 ⁴⁾							
Han® 24 B	130	140	32	43	28.5	09 30 024 0307 09 30 024 0304	09 30 024 0301	132	144	45	57	56	25	19 30 024 1251	19 30 024 1231						
										45	57	56	25	19 30 024 1291	19 30 024 1271						
										45	57	56	25	19 30 024 1256 ³⁾							
										45	57	56	25	19 30 024 1296 ³⁾							
										45	57	56	25	19 30 024 2296 ⁴⁾							
										45	57	56	25	19 30 024 0292	19 30 024 0232						
Han® 32 B	110	124	65	90	33		09 30 032 0301	112	125	67	87	90	32		19 30 032 0232						
													32		19 30 032 0272						
Han® 48 B	148	165	70	90	40	09 30 048 0301 ³⁾		111	141	106	120	99	32		19 30 048 0292						
													32		19 30 048 0293						
													40		19 30 048 0298 ³⁾						



¹⁾ Metal ²⁾ Plastic ³⁾ with thermoplastic spring cover ⁴⁾ with metal spring cover

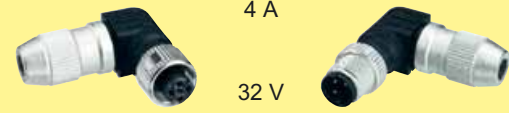


Hoods													Housings																		
Side-entry						Top-entry						Housings surface mount						Housings panel mount													
Single Lever		Screw locking				Single Lever		Screw locking				Single Lever						Single Lever		Screw locking											
Double lever						Double lever						Double lever						Double lever													
Dimensions in mm													Dimensions in mm																		
		a	b	h	M	Part number	a	b	h	M	Part number	a	b	c	e	h	M	Part number	a	b	c	e	h	Part number							
		Han® M	3 M	1 Lever	28	27	54.4	20	19 37 003 1640	28	27	60	20	19 37 003 1440	30	40	-	28	57.6	20	19 37 003 1250 ¹⁾	30	40	-	28	25	09 37 003 0301				
6 M	60				43	43	20	19 37 006 1540	60	43	40	20	19 37 006 1440	70	82	40	52	54	20	19 37 006 1290	70	80	32	43	32.5	09 37 006 0301					
10 M	2 Levers		73	43	57	20	19 37 010 1520	73	43	45	20	19 37 010 1420	82	94	40	52	54	20	19 37 010 1270	83	93	32	43	32.5	09 37 010 0301						
			16 M	93.5	43	62.5	25	19 37 016 1521	93.5	43	76	32	19 37 016 0427	105	117	45	57	56	25	19 37 016 1231 ¹⁾	103	113	32	43	32.5	09 37 016 0301					
24 M	2 Levers		93.5	43	76	32	19 37 016 0527	120	43	76	32	19 37 024 0427	105	117	45	57	81	32	19 37 016 0271	130	140	32	43	32.5	09 37 024 0301						
			24 M	120	43	62.5	25	19 37 024 1521	120	43	76	32	19 37 024 0427	132	144	45	57	81	32	19 37 024 0272	130	140	32	43	32.5	09 37 024 0301					
120	2 Levers	120	43	76	32	19 37 024 0527	120	43	76	32	19 37 024 0427	132	144	45	57	81	32	19 37 024 0272	130	140	32	43	32.5	09 37 024 0301							
		120	43	76	32	19 37 024 0527	120	43	76	32	19 37 024 0427	132	144	45	57	81	32	19 37 024 0272	130	140	32	43	32.5	09 37 024 0301							
Han® EMV	3 EMV/A	1 Lever	28	27	50.3	20	19 62 003 1640	28	27	51.2	20	19 62 003 1440	30	40	-	40.5	24	20	19 62 003 1250	30	40	-	28	23.5	09 62 003 0301						
			10 EMV/A	64	30.5	63	25	19 62 015 0546	64	30.5	63	25	19 62 015 0446								70	81	17.5	30.5	26	09 62 015 0301					
			16 EMV/A	80	30.5	70	25	19 62 025 0546	80	30.5	70	25	19 62 025 0446									86	96	17.5	30.5	26	09 62 025 0301				
	6 EMV/B	2 Levers	60	43	43	20	19 62 806 1540	60	43	40	20	19 62 806 1440									70	80	32	43	29	09 62 806 0301					
			60	43	72	25	19 62 806 0546	60	43	72	25	19 62 806 0446																			
			60	43	72	32	19 62 806 0547	60	43	72	32	19 62 806 0447																			
	10 EMV/B	2 Levers	73	43	57	20	19 62 810 1520	73	43	45	20	19 62 810 1420																			
			73	43	72	25	19 62 810 0526	73	43	72	25	19 62 810 0426										83	93	32	43	29	09 62 810 0301				
			73	43	72	32	19 62 810 0527	73	43	72	32	19 62 810 0427																			
	16 EMV/B	2 Levers	93.5	43	62.5	25	19 62 816 1521	93.5	43	55	25	19 62 816 1421																			
93.5			43	76	32	19 62 816 0527	93.5	43	76	32	19 62 816 0427										103	113	32	43	29	09 62 816 0301					
120			43	62.5	25	19 62 824 1521	120	43	55	32	19 62 824 1422																				
24 EMV/B	2 Levers	120	43	76	32	19 62 824 0527	120	43	76	32	19 62 824 0427																				
		120	43	76	32	19 62 824 0528	120	43	76	32	19 62 824 0427																				
		120	43	76	40	19 62 824 0528	120	43	76	32	19 62 824 0427																				
Han® HPR	3 HPR	Screw locking						45.5	32.2	54.6	20	19 40 003 0400												30	45.5	-	32.2	20.3	09 40 003 0301		
			6 HPR	133	58	101	25	19 40 006 0511	133	58	101	25	19 40 006 0411													70	133	32	58	29	09 40 006 0311
	10 HPR	Screw locking																													
			16 HPR	146	58	101	25	19 40 010 0511	146	58	101	25	19 40 010 0411														83	146	32	58	29
	24 HPR	Screw locking																													
			24 HPR	166	58	111	32	19 40 016 0512	166	58	111	25	19 40 016 0411														103	166	32	58	29
24 HPR	Screw locking																														
		24 HPR	193	58	111	32	19 40 024 0512	193	58	111	25	19 40 024 0461														130	193	32	58	29	09 40 024 0311
24 HPR	Screw locking																														
		24 HPR	193	58	111	32	19 40 024 0513	193	58	111	32	19 40 024 0412																			
24 HPR	Screw locking																														
		24 HPR	193	58	111	40	19 40 024 0513	193	58	111	40	19 40 024 0432																			
24 HPR	Screw locking																														
		24 HPR	193	58	111	50	19 40 024 0514	193	58	111	50	19 40 024 0433																			
24 HPR	Screw locking																														
		24 HPR	193	58	111	50	19 40 024 0514	193	58	111	50	19 40 024 0414																			

¹⁾ 1 cable entry

HARAX®-circular connectors





Identification		M 8		M 12	
Number of contacts		3	4	3	4
Working current Working voltage VDE 0627/VDE 0110 UL/CSA Wire gauge					
4 A 32 V 0.25 - 0.5 mm ² 24/7 AWG - 22 AWG					
Part number	Male insert (M)	21 01 130 4061	21 01 140 4061	21 01 130 4081	21 01 140 4081
	Female insert (F)	21 01 140 4071	21 01 140 4071	21 01 130 4091	21 01 140 4091

Identification		M 12 angled		M 12 L	
Number of contacts		3	4	3	4
Working current Working voltage VDE 0627/VDE 0110 UL/CSA Wire gauge					
4 A 32 V 0.25 - 0.5 mm ² 24/7 AWG - 22 AWG					
Working current Working voltage VDE 0627/VDE 0110 UL/CSA Wire gauge					
6 A 50 V 0.34 - 0.75 mm ² 22 AWG - 18 AWG					
Part number	Male insert (M)	21 01 130 5081	21 01 140 5081	21 03 212 1400	21 03 212 1305
	Female insert (F)	21 01 130 5091	21 01 140 5091	21 03 212 2400	21 03 212 2305

Han-Brid®-connector



Series		Han-Brid® Cu – Hybrid fieldbus connectors for shielded twisted-pair cables			
Identification		Device side	cable side	panel feed through with cage-clamp spring terminal	Latching parts/ panel feed through
Number of contacts		4 + 2			
Working voltage VDE 0627/VDE 0110 UL/CSA Wire gauge					
24 V 0.14 - 2.5 mm ²					
Part number	Male insert (M)	09 12 006 2611	09 12 006 3001	09 12 006 2695	09 12 006 2694
	Female insert (F)	09 12 006 2701	09 12 006 3111	09 12 006 2795	09 12 006 2794

Series		Han-Brid® RJ 45 – Ethernet connector acc. to DIN 50 173			
Identification		panel feed through		Latching parts/panel feed through 4 poles	cable side
Number of contacts		2 + 8	2 + 8	2 + 4	2 + 8
Wire gauge					
0.14 - 2.5 mm ² 26 AWG					
Part number	Male insert (M)				09 12 003 3001
	Female insert (F)	09 12 003 2794	09 12 003 2796	09 12 003 2790	

FOC connector for POF (polymere optical fibre)



Identification	FSMA 1 2.2 mm	FH-ST 1 2.2 mm	F-SMA Sercos 3.6	F-SMA Sercos 6.0
				
Part number	20 10 001 2211	20 10 001 1211	20 10 001 1241	20 10 001 1221

		Side-entry					Top-entry							
Single Lever														
		Han® 3 A					Han® 3 A							
Double lever														
Dimensions in mm														
		Han 3 A					Han 3 A							
Han®	Type	a	b	h	Pg	Part number		a	b	h	Pg	Part number		
						1 Lever	2 Levers					1 Lever	2 Levers	
Han® A	3 A	28	27	54.4	11	09 20 003 1640 ¹⁾		28	27	60	11	09 20 003 1440 ¹⁾		
					11	09 20 003 1643						11	09 20 003 1443	
		26.5	26.5		11	09 20 003 0620 ²⁾						11	09 20 003 0420 ²⁾	
					11	09 20 003 0623						11	09 20 003 0423	
	10 A	63	29.5	51.5	16	09 20 010 1541		63	29.5	47	13.5	09 20 010 1440		
36			67.5	16	09 20 010 0540		16					09 20 010 0440		
36			67.5	21	09 20 010 0541		21					09 20 010 0441		
16 A	79.5	29.5	61.5	16	09 20 016 1541		79.5	29.5	47	16	09 20 016 1441			
		36	70.5	16	09 20 016 0540						16	09 20 016 0440		
		36	70.5	21	09 20 016 0541						21	09 20 016 0441		
32 A	82	60	21			09 20 032 1520		82	56	79	21		09 20 032 0420	
		79	21			09 20 032 0520						29	09 20 032 0421	
		79	29			09 20 032 0521								
Han® B	6 B	60	43	43	13.5	09 30 006 1540		60	43	40	13.5	09 30 006 1440		
				43	16	09 30 006 1541						16	09 30 006 1441	
				72	21	09 30 006 0542						21	09 30 006 0442	
				72	29	09 30 006 0543						29	09 30 006 0443	
	10 B	73	43	57	16	09 30 010 1541	09 30 010 1521	73	43	45	16	09 30 010 1441	09 30 010 1421	
				72	21	09 30 010 0542	09 30 010 0522					21	09 30 010 0442	09 30 010 0422
72				29	09 30 010 0543	09 30 010 0523	29					09 30 010 0443	09 30 010 0423	
16 B	93.5	43	62.5	21	09 30 016 1540	09 30 016 1520	93.5	43	45	21	09 30 016 1440	09 30 016 1420		
			76	21	09 30 016 0540	09 30 016 0520					21	09 30 016 0440	09 30 016 0420	
			76	29	09 30 016 0541	09 30 016 0521					29	09 30 016 0441	09 30 016 0421	
24 B	120	43	62.5	21	09 30 024 1540	09 30 024 1520	120	43	55	29	09 30 024 1441	09 30 024 1421		
			76	21	09 30 024 0540	09 30 024 0520					21	09 30 024 0440	09 30 024 0420	
			76	29	09 30 024 0541	09 30 024 0521					29	09 30 024 0441	09 30 024 0421	
32 B	94	82.5	94	29		09 30 032 0521		94	82.5	94	29		09 30 032 0421	
				36		09 30 032 0522					36		09 30 032 0422	
				42		09 30 032 0523					42		09 30 032 0423	
48 B	132	90	98	29	09 30 048 0540		132	90	98	29	09 30 048 0440			
				36	09 30 048 0541					36	09 30 048 0441			
				42	09 30 048 0542					42	09 30 048 0442			

		Housings panel mount					Housings surface mount (two side-entry except Han® 3 A)														
		Protection cover					Han® 3 A					Protection cover					Han® 3 A				
		Dimensions in mm					Han® 3 A					Han® 3 A									
Han A®		a	b	c	e	h	Part number		a	b	c	e	h	Pg	Part number						
							1 Lever	2 Levers							1 Lever	2 Levers					
	Han® 3 A	30	40	-	28	23	09 20 003 0301 ¹⁾ 09 20 003 0320 ²⁾		30	40	-	57.6	27 26.5	11 11	09 20 003 1250 ¹⁾ 09 20 003 0220 ²⁾						
	Han® 10 A	70	81	17.5	29	26	09 20 010 0301		48	74.4	40	50	52	16	09 20 010 0291						
	Han® 16 A	86	96	17.5	29	26	09 20 016 0301		64	108.5	40	50	57	16	09 20 016 0291						
Han® 32 A	92	102	42	56	28.5		09 20 032 0301	94	106	46	57	82	21 29		09 20 032 0270 09 20 032 0271						
Han B®	Han® 6 B	70	80	32	43	28.5	09 30 006 0301 09 30 006 0302 ³⁾		70	82	40 40 45 45 45 45	52 52 57 57 57 57	54 54 74 74 74 74	16 16 21 21 29 29	09 30 006 1291 09 30 006 1296 ³⁾ 09 30 006 0292 09 30 006 0297 ³⁾ 09 30 006 0293 09 30 006 0298 ³⁾						
	Han® 10 B	83	93	32	43	28.5	09 30 010 0305 09 30 010 0303 ³⁾	09 30 010 0301	82	94	40 45 45 45	52 52 57 57	54 54 70 70 70 74	16 16 21 21 29 29	09 30 010 1291 09 30 010 1296 ³⁾ 09 30 010 0292 09 30 010 0297 ³⁾ 09 30 010 0293 09 30 010 0298 ³⁾	09 30 010 1271 09 30 010 0272 09 30 010 0273					
	Han® 16 B	103	113	32	43	28.5	09 30 016 0307 09 30 016 0306 ³⁾	09 30 016 0301	105	117	45	57	56 56 81 81	21 21 29 29	09 30 016 1290 09 30 016 1295 ³⁾ 09 30 016 0291 09 30 016 0296 ³⁾	09 30 016 1270 09 30 016 0271					
	Han® 24 B	130	140	32	43	28.5	09 30 024 0307 09 30 024 0304	09 30 024 0301	132	144	45	57	56 56 81 81	21 21 29 29	09 30 024 1290 09 30 024 1295 ³⁾ 09 30 024 0291 09 30 024 0296 ³⁾	09 30 024 1270 09 30 024 0271					
	Han® 32 B	110	124	65	90	33		09 30 032 0301	112	125	67	87	90	29 36 42		09 30 032 0271 09 30 032 0272 09 30 032 0273					
	Han® 48 B	148	165	70	90	40	09 30 048 0301 ³⁾		111	141	106	120	99	29 29 36 36	09 30 048 0290 09 30 048 0295 ³⁾ 09 30 048 0291 09 30 048 0296 ³⁾						

¹⁾ Metal ²⁾ Plastic ³⁾ with thermoplastic spring cover

Cable entry protection for PG thread

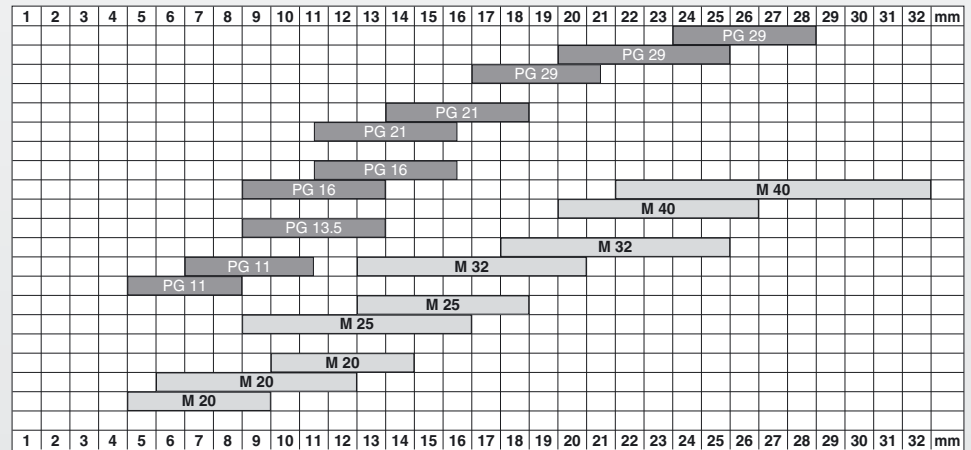


Cable Entry Protections – Metal				Universal cable	Pg
Series	00	00	00	00	
type suffix	09 00 000 5101 09 00 000 5102 09 00 000 5103 09 00 000 5104 09 00 000 5106 09 00 000 5196 09 00 000 5197	09 00 000 5027 09 00 000 5028 09 00 000 5029 09 00 000 5030 09 00 000 5031 09 00 000 5032	09 00 000 5013 09 00 000 5014 09 00 000 5015 09 00 000 5016 09 00 000 5017 09 00 000 5018 09 00 000 5019	09 00 000 5080 09 00 000 5083 09 00 000 5086 09 00 000 5091 09 00 000 5097 09 00 000 5098	11. 13.5 16. 21. 29. 36. 42.

Cross reference



Pg	Metric
Pg 11	M 20
Pg 13.5	M 20
Pg 16	M 25
Pg 21	M 32
Pg 29	M 40
Pg 36	M 50
Pg 42	M 50



Cable entry protection for Metric Cable Entries



Metal		Cable clamps Plastic				blanking piece Metal			reduction Metal			
Part number	Wrench size SW	Part number	Wrench size SW	Thread M	Cable diameter D	Part number	Thread M	Wrench size SW	Part number	Thread M	D	Wrench size SW
19 00 000 5080	22	19 00 000 5180	24	M 20	5 - 9 mm	19 00 000 5070	M 20	20	19 00 000 5067	M 32	M 20	40
19 00 000 5082	22	19 00 000 5182	24	M 20	6 - 12 mm	19 00 000 5071	M 25	22	19 00 000 5068	M 32	M 25	40
19 00 000 5084	24	19 00 000 5184	27	M 20	10 - 14 mm	19 00 000 5072	M 32	24				
19 00 000 5090	30	19 00 000 5190	33	M 25	9 - 16 mm	19 00 000 5073	M 25	30				
19 00 000 5092	30	19 00 000 5192	33	M 25	13 - 18 mm							
19 00 000 5094	40	19 00 000 5194	42	M 32	13 - 20 mm							
19 00 000 5096	40	19 00 000 5196	42	M 32	18 - 25 mm							
19 00 000 5097	50	19 00 000 5197	53	M 40	20 - 26 mm							
19 00 000 5098	50	19 00 000 5198	53	M 40	22 - 32 mm							

Crimping tools

HARTING-crimping tool
with locators for all contacts
Han D[®]: 0.14 - 1.5 mm²
Han E[®]: 0.5 - 2.5 mm²



Part number

09 99 000 0021

HARTING-crimping tool
with locator for contacts
Han[®] C: 4 - 6 mm²



09 99 000 0303

BUCHANAN-crimping tool
for all Han[®]-contacts
0.14 - 4 mm²



09 99 000 0001

Locator for contacts Han E[®]
Locator for contacts Han D[®]
Locator for contacts Han[®] C



09 99 000 0310
09 99 000 0311
09 99 000 0308

Crimp contact removal tools

Han DD[®], Han D[®]
Han EE[®]
Han[®] C

09 99 000 0012
09 99 000 0319
09 99 000 0305

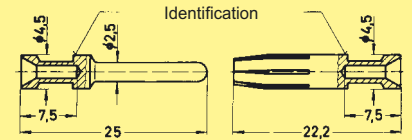
Plug gauge for BUCHANAN-crimping tool 09 99 000 0001

Contact	Part number	ø	Wire gauge
Han E [®]	09 99 000 0007	1.55	0.5 - 1. mm ²
	09 99 000 0008	1.80	1.5 - 2.5 mm ²
	09 99 000 0006	2.00	3/4. mm ²
Han D [®]	09 99 000 0203	1.00	0.14 + 0.25 mm ²
	09 99 000 0125	1.30	0.37 mm ²
	09 99 000 0007	1.55	0.5 - 1 + 2.5 mm ²
	09 99 000 0008	1.80	1.5 mm ²
Han [®] C	09 99 000 0008	1.80	1.5 + 2.5 mm ²
	09 99 000 0006	2.00	4. mm ²

crimp contacts – silver plated

Dimensions in mm

contacts (16 A)
for Han E[®], Han[®] A,
Han EE[®], Han[®] Q,
Han-modular[®]

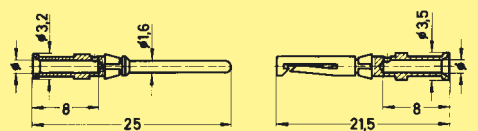


* on the rear crimp collar

Part number		Identification	Wire gauge	
Male contact	Female contact			
09 33 000 6121	09 33 000 6220	no groove	0.5 mm ²	AWG 20
09 33 000 6114	09 33 000 6214	1 groove*	0.75 mm ²	AWG 18
09 33 000 6105	09 33 000 6205	1 groove	1. mm ²	AWG 18
09 33 000 6104	09 33 000 6204	2 grooves	1.5 mm ²	AWG 16
09 33 000 6102	09 33 000 6202	3 grooves	2.5 mm ²	AWG 14
09 33 000 6107	09 33 000 6207	no groove	4. mm ²	AWG 12

contacts (10 A)


for
Han D[®], Han DD[®],
Han-modular[®]



Part number		ø	Wire gauge	
Male contact	Female contact			
09 15 000 6104	09 15 000 6204	0.90	0.14-0.37 mm ²	AWG 26-22
09 15 000 6103	09 15 000 6203	1.10	0.5 mm ²	AWG 20
09 15 000 6105	09 15 000 6205	1.30	0.75 mm ²	AWG 18
09 15 000 6102	09 15 000 6202	1.45	1. mm ²	AWG 18
09 15 000 6101	09 15 000 6201	1.75	1.5 mm ²	AWG 16
09 15 000 6106	09 15 000 6206	2.25	2.5 mm ²	AWG 14

contacts (40 A)

for
Han[®] C module,
Han Com[®]

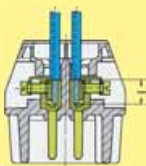


Part number		ø	Wire gauge	
Male contact	Female contact			
09 32 000 6104	09 32 000 6204	1.75	1.5 mm ²	AWG 16
09 32 000 6105	09 32 000 6205	2.25	2.5 mm ²	AWG 14
09 32 000 6107	09 32 000 6207	2.85	4. mm ²	AWG 12
09 32 000 6108	09 32 000 6208	3.5	6. mm ²	AWG 10

Termination details for inserts

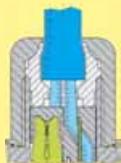
Screw terminal

Han A[®]
Han E[®]
Han[®] K
Han HvE[®]
Han[®] HsB
StaF[®]



Inserts	max. wire gauge (mm ²)	AWG	Stripping length l (mm)
Han [®] 3 A, Han [®] 4 A	2.5	14	4.5
Han E [®] , Han [®] K, Han A [®] , Han Hv E [®]	2.5	14	7.
Han [®] HsB	6.0	10	11.5
StaF [®]	1.5	16	4.
Han [®] K 4/, (80 A)	16.	5	14.

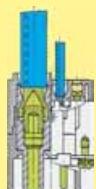
Insulation displacement termination



Inserts	Wire gauge	
	(mm ²)	AWG
circular connectors M8 / M12	0.25 - 0.5	24 (7/32) - 22
circular connectors M12L	0.34 - 0.75	22 - 18
valve connectors BF A and B	0.5 - 1.0	20 - 18
valve connectors BFC	0.25 - 0.5	24 (7/32) - 22
panel feed through Pg 13.5 / M20	0.75 - 1.5	18 - 16
panel feed through Pg 9	0.25 - 0.5	24 (7/32) - 22
Sensor/actuator boxes	0.25 - 0.5	24 (7/32) - 22

Axial screw terminal

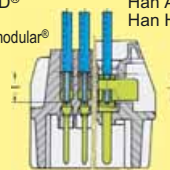
Han[®] K



Inserts	geometrical Wire gauge		Stripping length l (mm)
	(mm ²)	AWG	
Han [®] K 6/12 (40 A)	2.5 - 10	13 - 7	8 ... 9
Han [®] K 6/6 (100 A)	16. - 35	5 - 2	13 ... 14

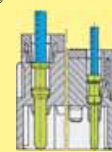
Crimp terminal

Han DD[®]
Han D[®]
R 15
Han-modular[®] (10 A)



Han E[®]
Han A[®]
Han HvE[®]

Han-Com[®] (40 A)
Han-modular[®] (40 A)

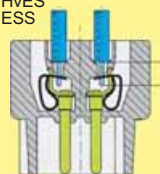


Han E[®]
Han A[®]
Han HvE[®]
Han[®] EE
Han-modular[®] (16 A)

diameter of individual strands (mm ²)	AWG	Internal diameter Ø (mm)	Stripping length l (mm)		
			Han DD [®] , Han D [®] , R 15, Han-modular [®] (10 A)	Han E [®] , Han A [®] , Han Hv E [®]	Han [®] C
0.14 ... 0.37	26 - 22	0.9	8	-	-
0.5	20	1.15	8	7.5	-
0.75	18	1.3	8	7.5	-
1.	18	1.45	8	7.5	-
1.5	16	1.75	8	7.5	9.
2.5	14	2.25	6	7.5	9.
4.	12	2.85	-	7.5	9.6
6.	10	3.5	-	-	9.6

Cage-clamp spring terminal

Han[®] ES
Han[®] HvES
Han[®] ESS



Inserts	max. wire gauge		Stripping length l (mm)
	(mm ²)	AWG	
Han [®] ES, Han [®] Hv ES	0.14 - 2.5	26 - 14	7 ... 9
Han [®] ESS	0.14 - 2.5	26 - 14	9 ... 11



Industrial Connectors Han®



Fieldbus components, sensor/actuator components Han-InduNet® cabling system



Fibre Optic Data Link Systems (LWL)



Network components for industrial communication



People | Power | Partnership

Representatives – worldwide



Argentina:

Condell Electronica
Julian Agüero 3355, (1605) Munro - Pcia. de Buenos Aires
Phone + Fax +54 11 4762.0118
Roberto Mediavilla
Rivera Indarte 390, (5000) Córdoba
Phone +54 351 425-0567, Fax +54 351 421-2282

Australia:

ADILAM Electronics Pty. Ltd.,
14 Nicole Close, North Bayswater, 3153 Victoria
Phone +61 3 97 61 44 66, Fax +61 3 97 61 41 61
E-Mail: mark.c@adilam.com.au

Denmark:

Knud Wexøe A/S
Skaettekaeret 11, P.O. Box 152, DK-2840 Holte
Phone +45 45 46 58 00, Fax +45 45 46 58 01

Finland:

SKS-automaatio Oy/
Martinkyläntie 50, FIN-01721 Vantaa
Phone +358 9 852 661, Fax +358 9 852 68 20
E-Mail: automaatio@sk.fi

India:

Sahajanand Impex Pvt. Ltd.
103/ 104, Magnum Opus
Shantinagar, Vakola Santacruz (East)
Mumbai - 400 055, INDIA
Phone +91-22-5692 5151, Fax +91-22-5692 1026
E-Mail: sales@sahajanand.com

Poland:

Soyter Sp. z o. o.
ul. Warszawska 3, 05-082 Warszawska - Stare Babice
Phone +48 22 722 0 685, Fax +48 22 722 0 550
E-Mail: handlowy@soyter.com.pl

Portugal:

UNIMAQUE ELÉTRONICA
E ELECTRICIDADE INDUSTRIAL, LDA.
Rua Augusto Gil, 22-B, P-1000 Lisboa
Phone +35 11 7 96 67 32/85, Fax +35 11 7 96 09 24

South Africa:

HellermannTyton Pty Ltd.
Private Bag X158 Rivonia 2128, 34 Milky Way Avenue
Linbro Business Park 2065, Johannesburg, South Africa
Phone +27 (0)11 879-66 00, Fax +27 (0)11 879-66 06
E-Mail: sales.jhb@hellermann.co.za

Turkey:

Gökhan Elektrik San. Tic. Ltd. Sti.
Perpa Elektrikçiler İş Merkezi A Blok Kat:7-8-9 No.694
TR - 80270 Okmeydanı/Istanbul
Phone +9 0 (212) 2 21 32 36 (pbx)
Fax +9 0 (212) 2 21 32 40
E-Mail: gokhanelektrik@superonline.com

Subsidiary companies – worldwide



Austria:

HARTING Ges. m. b. H.
Deutschstraße 3, A-1230 Wien
Phone +43 1/6 16 21 21, Fax +43 1/6 16 21 21-21
E-Mail: at@HARTING.com

Belgium:

HARTING N.V./S.A.
Doornveld 8, B-1731 Zelkik
Phone +32 2/4 66 01 90, Fax +32 2/4 66 78 55
E-Mail: be@HARTING.com

Brazil:

HARTING Ltda.
Av. Dr. Lino de Moraes , Pq. Jabaquara
CEP 04360-001 - São Paulo - SP - Brazil
Phone +55 11/50 34-00 73, Fax +55 11/50 34-47 43
E-Mail: br@HARTING.com

China:

HARTING (HK) Limited, Shanghai Representative Office
Room 2302 Hong Kong Plaza South Tower
283 Huai Hai Road (M), Shanghai 200021, China
Phone +86 21 - 63 90 - 69 35, 63 90 - 69 36
Fax +86 21 - 63 90 - 63 99
E-Mail: ChinaSales@HARTING.com.cn

Czech Republic:

HARTING spol. s r.o.
Mlýnská 2, 160 00 Praha 6
Phone +4 20 2/203 80 450, Fax +4 20 2/203 80 451
E-Mail: HARTING@HARTING.cz

Finland:

HARTING Oy
Hakamaenkujan 11 A, FIN-01510 Vantaa
Phone +358 - 50 - 589 - 0205, Fax +358 9 350 87 320
E-Mail: fi@HARTING.com

France:

HARTING France
ZAC Paris Nord II, B.P. 60058, 181, av. des Nations,
F-95972 Roissy Charles de Gaulle Cédex
Phone +33 1 49 38 34 00, Fax +33 1 48 63 23 06
E-Mail: fr@HARTING.com

Germany:

HARTING Deutschland GmbH & Co. KG
Postfach 2451 · D-32381 Minden
Simeons carré 1 · D-32427 Minden
Phone (05 71) 88 96 - 0 · Fax (05 71) 88 96 - 2 82
E-Mail: de.sales@HARTING.com
Internet: http://www.HARTING.com

Great Britain:

HARTING Ltd., Caswell Road
Brackmills Industrial Estate, GB-Northampton, NN4 7PW
Phone +44 1604/76 66 86, 82 75 00
Fax +44 1604/70 67 77, E-Mail: gb@HARTING.com

Hong Kong:

HARTING (HK) Limited, Regional Office Asia Pacific
4208 Metroplaza Tower 1, 223 Hing Fong Road
Kwai Fong, N. T., Hong Kong
Phone +8 52/24 23 - 73 38, Fax +8 52/24 80 - 43 78
E-Mail: AsiaPacific@HARTING.com.hk

Italy:

HARTING SpA
Via Dell' Industria 7, I-20090 Vimodrone (Milano)
Phone +39 02/25 08 01, Fax +39 02/2 65 05 97
E-Mail: it@HARTING.com

Japan:

HARTING K. K.
GITC 407, 1-18-2, Hakusan, Midori-ku
Yokohama, Japan 226-0006
Phone +81 45/9 31 57 15, Fax +81 45/9 31 57 19
E-Mail: JapanSales@HARTING.com
Internet: www.HARTING.co.jp

Korea:

HARTING Korea Limited
14/F FKI Building, 28-1 Yoido-dong, Youngdungpo-Gu
Seoul 150-756, Korea
Phone +82 2 - 7 84 - 46 14, 784 - 46 15
Fax +82 2 - 37 76 - 00 70
E-Mail: KoreaSales@HARTING.co.kr

Netherlands:

HARTING B.V.
Larenweg 44, NL-5234 KA 's-Hertogenbosch
Postbus 3526, NL-5203 DM 's-Hertogenbosch
Phone +31 73/6 41 04 04, Fax +31 73/6 44 06 99
E-Mail: verkoop.nl@HARTING.com

Norway:

HARTING A/S
Øststensjøveien 36, N-0667 Oslo
Phone +47 22/70 05 55, Fax +47 22/70 05 70
E-Mail: no@HARTING.com

Russia:

HARTING ZAO
ul. Tobolskaja 12, Saint Petersburg, 194044 Russia
Phone +7/8 12/3 27 64 77, Fax +7/8 12/3 27 64 78
E-Mail: HARTING@mail.wplus.net

Singapore:

HARTING Singapore Pte Ltd.
No. 1 Coleman Street, #B1-21 The Adelphi
Singapore 179803
Phone +656 2 25 52 85, Fax +656 2 25 99 47
E-Mail: SEAsiaSales@HARTING.com.my

Spain:

HARTING Elektronik S.A.
Josep Tarradellas 20-30 4th fl., E-08029 Barcelona
Phone +34 93/3 63 84 84, Fax +34 93/4 19 95 85
E-Mail: es@HARTING.com

Sweden:

HARTING AB
Fagerstagatan 18 A, 5 tr., S-16353 Spånga
Phone +46 8/4 45 71 71, Fax +46 8/4 45 71 70
E-Mail: se@HARTING.com

Switzerland:

HARTING AG, Industriestrasse 26
CH-8604 Volketswil, Phone +41 1 908 20 60
Fax +41 1 908 20 69, E-Mail: ch.zh@HARTING.com

Taiwan:

HARTING R.O.C. Limited
Room 6, 10 Floor, No. 171, Sung-Te-Road, Taipei, Taiwan
Phone +8 86 - 2 - 23 46 - 31 77, Fax +8 86 - 2 - 23 46 - 26 90
E-Mail: TaiwanSales@HARTING.com.tw

USA:

HARTING Inc. of North America
1370 Bowes Road, Elgin, Illinois 60123
Phone +1 8 47 / 7 41-15 00
Fax +1 8 47 / 7 41-82 57 (Customer Service)
Fax +1 8 47 / 7 17-94 30 (Sales+Marketing)
E-Mail: more.info@HARTING.com

Eastern Europe:

HARTING Bauelemente GmbH, Vertrieb Osteuropa
Bamberger Straße 7, D-01187 Dresden
Phone +49 3 51/4 36 17 60, Fax +49 3 51/4 36 17 70
E-Mail: HARTING.dresden@t-online.de

Other countries:

Please contact your Global Business Unit

Production plants



China · Germany · Great Britain · Switzerland

Global Business Unit Electric



HARTING Electric GmbH & Co. KG

P.O. Box 14 73

D-32328 Espelkamp

Phone +49 57 72/47-97 100

Fax +49 57 72/47-4 95

E-Mail: HARTING.electric@HARTING.com

Internet: http://www.HARTING.com