

Thermomagnetic device circuit breaker - UT 6-TMC M 5A - 0916607

Please be informed that the data shown in this PDF Document is generated from our Online Catalog. Please find the complete data in the user's documentation. Our General Terms of Use for Downloads are valid (<http://phoenixcontact.com/download>)



Thermomagnetic circuit breaker, 1-pos., for DIN rail mounting

The figure shows the 10 A version

Product Features

- Thermomagnetic circuit breakers feature a compact design, large-surface labeling options, and a double plug-in bridge shaft
- High level of system availability thanks to their reclosure function and clear status display
- Clear assignment of the relevant circuit breaker thanks to the large center labeling area



Key Commercial Data

Packing unit	1 pc
Weight per Piece (excluding packing)	63.33 g
Custom tariff number	85362010
Country of origin	Czech Republic

Technical data

General

Number of levels	1
Number of connections	2
Mounting type	DIN rail: 35 mm
Color	gray
Number of positions	1
Overvoltage category	II
Insulating material	PA66
Flammability rating according to UL 94	V0

Electrical data

Fuse type	Automatic device
-----------	------------------

Thermomagnetic device circuit breaker - UT 6-TMC M 5A - 0916607

Technical data

Electrical data

Rated surge voltage	2.8 kV
Rated voltage	240 V AC (50/60 Hz)
	28 V DC
	240 V AC (50/60 Hz)
	28 V DC
Operating voltage	50 V AC ... 264 V AC (48 - 62 Hz)
	5 V DC ... 30.8 V DC
Rated current I_N	5 A
Rated insulation voltage U_i	440 V AC
Insulation resistance R_{iso}	> 100 M Ω (main contact)
Required backup fuse	20 A
Rated short-circuit switching capacity I_{cn}	200 A (240 V AC)
	400 A (28 V DC)
Dielectric strength	2000 V
Switching cycles, max.	6000 (at 1 x I_n)
	50 (at 1.5 x I_n)
	40 (at 6 x I_n)
Degree of pollution	2
Overvoltage category	II

Dimensions

Height	85.5 mm
Width	12.3 mm
Depth	89.5 mm

Ambient conditions

Ambient temperature (operation)	-30 °C ... 60 °C
Altitude	2000 m (acc. to EN 60934)
Degree of protection	IP40 (Actuation area)
	IP20 (Connection area)

Connection data

Conductor cross section solid min.	0.2 mm ²
Conductor cross section solid max.	10 mm ²
Conductor cross section flexible min.	0.2 mm ²
Conductor cross section flexible max.	10 mm ²
Conductor cross section AWG min.	24
Conductor cross section AWG max.	8
Conductor cross section flexible, with ferrule without plastic sleeve min.	0.25 mm ²

Thermomagnetic device circuit breaker - UT 6-TMC M 5A - 0916607

Technical data

Connection data

Conductor cross section flexible, with ferrule without plastic sleeve max.	6 mm ²
Conductor cross section flexible, with ferrule with plastic sleeve min.	0.25 mm ²
Conductor cross section flexible, with ferrule with plastic sleeve max.	6 mm ²
2 conductors with same cross section, solid min.	0.2 mm ²
2 conductors with same cross section, solid max.	2.5 mm ²
2 conductors with same cross section, stranded min.	0.2 mm ²
2 conductors with same cross section, stranded max.	2.5 mm ²
2 conductors with same cross section, stranded, ferrules without plastic sleeve, min.	0.25 mm ²
2 conductors with same cross section, stranded, ferrules without plastic sleeve, max.	1.5 mm ²
2 conductors with same cross section, stranded, TWIN ferrules with plastic sleeve, min.	0.5 mm ²
2 conductors with same cross section, stranded, TWIN ferrules with plastic sleeve, max.	4 mm ²
Connection method	Screw connection
Stripping length	10 mm
Screw thread	M4
Tightening torque, min	1.5 Nm
Tightening torque max	1.8 Nm

Standards and Regulations

Standards/specifications	EN 60934
	UL 1077
	CSA 22.2 No. 235
	EAC

Classifications

eCl@ss

eCl@ss 4.0	27141116
eCl@ss 4.1	27141116
eCl@ss 5.0	27141116
eCl@ss 5.1	27141116
eCl@ss 6.0	27141116
eCl@ss 7.0	27141116
eCl@ss 8.0	27141116

Thermomagnetic device circuit breaker - UT 6-TMC M 5A - 0916607

Classifications

ETIM

ETIM 2.0	EC000899
ETIM 3.0	EC000899
ETIM 4.0	EC000899
ETIM 5.0	EC000899

UNSPSC

UNSPSC 6.01	30211812
UNSPSC 7.0901	39121411
UNSPSC 11	39121411
UNSPSC 12.01	39121411
UNSPSC 13.2	39121411

Approvals

Approvals




Approvals

CSA / UL Recognized / VDE Zeichengenehmigung / cUL Recognized / EAC / EAC / cULus Recognized

Ex Approvals

Approvals submitted

Approval details



Thermomagnetic device circuit breaker - UT 6-TMC M 5A - 0916607

Approvals

cUL Recognized

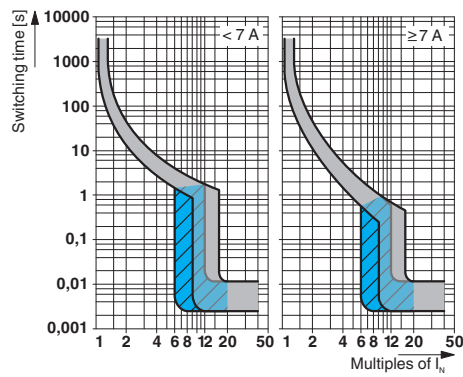
EAC

EAC

cULus Recognized

Drawings

Diagram



Trigger characteristic