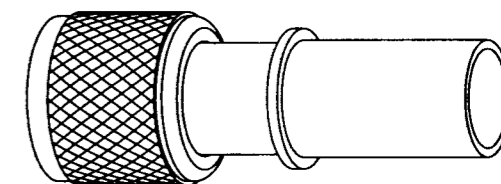


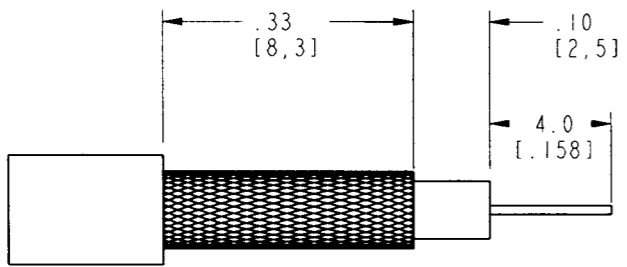
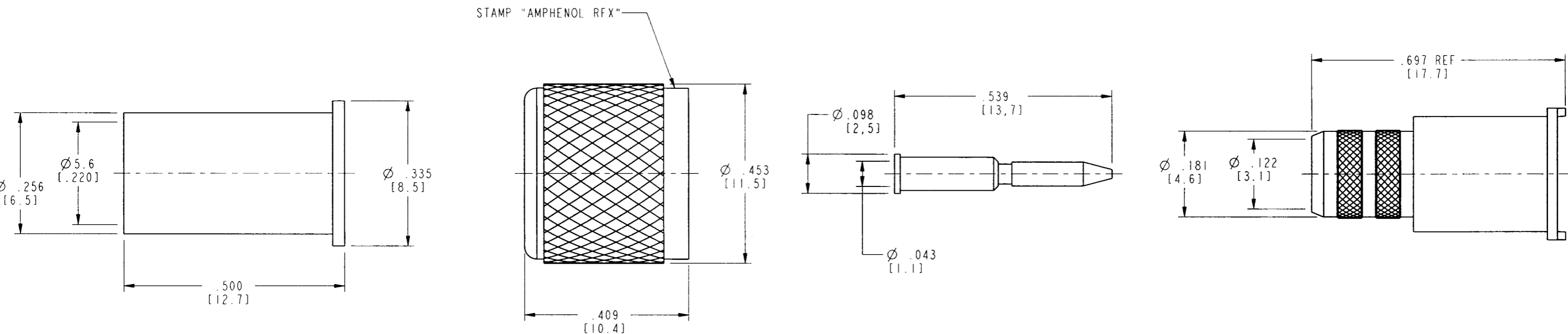
NOTES:

1. MATERIALS OF CONSTRUCTION:
 BODY, FERRULE, & SHELL = BRASS, NICKEL PLATE.
 CONTACT PIN = BRASS, GOLD PLATE.
 INSULATOR = PTFE
2. DO NOT SCALE THIS DRAWING
3. NON-CAPTIVATED CONTACT, .043 WIRE ENTRY.
4. PACKAGE CONNECTOR AS FOLLOWS:
5. CRIMP FERRULE WITH HEX CRIMP .213. CRIMP CONTACT PIN WITH HEX CRIMP .068.

81-115-RFX		REVISIONS			
DRAWING NO.	REV	DESCRIPTION	DATE	ECO	APPR
THIRD ANGLE PROJ.	--	RELEASE TO MFG.			
	C	SEE SHEET ONE	2/8/00	43249	CPM



SCALE 2.000



RECOMMENDED
 CABLE STRIPPING DIM'S.
 SCALE 4.000

CUSTOMER OUTLINE DRAWING
 FOR REFERENCE ONLY

UNLESS OTHERWISE SPECIFIED, DIMENSIONS ARE IN INCHES AND TOLERANCES ARE: 2 PLACE DECIMAL ±.015 (0.381 mm) 3 PLACE DECIMAL ±.005 (0.127 mm) ANGLES ± 1°	MATERIAL	DRAWN C. McGRATH	DATE 11/2/99	TITLE MINI-UHF CRIMP CRIMP PLUG FOR RG-58, 141 & 142 CABLE, 50 OHM	Amphenol Amphenol Corporation Communication and Network Products Division Danbury, CT U.S.A. 06810
	REFERENCE EAR 967411-0 GEN# ASSYMI_MINI-UHF	ENGINEER T. AUBIN	DATE 11/2/99		
NOTICE - These drawings, specifications, or other data (1) are, and remain the property of Amphenol Corp. (2) must be returned upon request; and (3) are confidential and not to be disclosed to any person other than those to whom they are given by Amphenol Corp. The furnishing of these drawings, specifications, or other data by Amphenol Corp., or to any other person to anyone for any purpose is not to be regarded by implication or otherwise in any manner licensing, granting rights or permitting such holder or any other person to manufacture, use or sell any product, process or design, patented or otherwise, that may in any way be related to or disclosed by said drawings, specifications, or other data.		APPROVED	DATE	CODE ID 74868	DWG SIZE B
					DRAWING NO. 81-115-RFX