

## Disconnect terminal block - OTTA 6-T-P/P - 0790462

Please be informed that the data shown in this PDF Document is generated from our Online Catalog. Please find the complete data in the user's documentation. Our General Terms of Use for Downloads are valid (<http://phoenixcontact.com/download>)




Universal terminal block with bolt connection, with test socket screws and disconnect slide, cross section: 0.1 - 6 mm<sup>2</sup>, width: 11 mm, color: Gray

The illustration shows version OTTA 6-T



### Key Commercial Data

Packing unit	1 pc
GTIN	 4 017918 005573
Weight per Piece (excluding packing)	30.0 g
Custom tariff number	85369010
Country of origin	India

### Technical data

#### General

Number of levels	1
Number of connections	2
Nominal cross section	6 mm <sup>2</sup>
Color	gray
Insulating material	PA
Flammability rating according to UL 94	V0
Rated surge voltage	8 kV
Degree of pollution	3
Overvoltage category	III
Insulating material group	I
Connection in acc. with standard	IEC 60947-7-1
Maximum load current	36 A (with 6 mm <sup>2</sup> conductor cross section)

## Disconnect terminal block - OTTA 6-T-P/P - 0790462

### Technical data

#### General

Nominal current $I_N$	36 A
Nominal voltage $U_N$	800 V (the nominal voltage applies to insulated cable lugs)
Open side panel	Yes
Result of surge voltage test	Test passed
Surge voltage test setpoint	9.8 kV
Result of power-frequency withstand voltage test	Test passed
Power frequency withstand voltage setpoint	2.2 kV
Result of the test for mechanical stability of terminal points (5 x conductor connection)	Test passed
Result of tight fit on support	Test passed
Tight fit on carrier	NS 32/NS 35
Setpoint	5 N
Result of voltage-drop test	Test performed
Requirements, voltage drop	$\leq 6,4$ mV
Result of temperature-rise test	Test passed
Short circuit stability result	Test passed
Conductor cross section short circuit testing	6 mm <sup>2</sup>
Short-time current	0.72 kA
Result of thermal test	Test passed
Proof of thermal characteristics (needle flame) effective duration	30 s
Relative insulation material temperature index (Elec., UL 746 B)	130 °C
Temperature index of insulation material (DIN EN 60216-1 (VDE 0304-21))	130 °C
Static insulating material application in cold	-60 °C

#### Dimensions

Width	11 mm
End cover width	1.5 mm
Length	69 mm
Height NS 35/7,5	52 mm
Height NS 35/15	59.5 mm
Height NS 32	57 mm

#### Connection data

Note	Connection bolts
Connection method	Bolt connection
Connection in acc. with standard	IEC 60947-7-1
Conductor cross section solid min.	0.1 mm <sup>2</sup>
Conductor cross section solid max.	6 mm <sup>2</sup>
Conductor cross section AWG min.	26

## Disconnect terminal block - OTTA 6-T-P/P - 0790462

### Technical data

#### Connection data

Conductor cross section AWG max.	10
Conductor cross section flexible min.	0.1 mm <sup>2</sup>
Conductor cross section flexible max.	6 mm <sup>2</sup>
Min. AWG conductor cross section, flexible	26
Max. AWG conductor cross section, flexible	10
Cable lug connection according to standard	DIN 46 234
Min. cross section for cable lug connection	0.1 mm <sup>2</sup>
Max. cross section for cable lug connection	6 mm <sup>2</sup>
Hole diameter, min.	4.3 mm
Cable lug width, max.	9.6 mm
Bolt diameter	4 mm
Cable lug connection according to standard	DIN 46237
Min. cross section for cable lug connection	0.5 mm <sup>2</sup>
Max. cross section for cable lug connection	2.5 mm <sup>2</sup>
Hole diameter, min.	4.3 mm
Cable lug width, max.	9.6 mm
Bolt diameter	4 mm
Screw thread	M4
Tightening torque, min	1.5 Nm
Tightening torque max	1.8 Nm

#### Standards and Regulations

Connection in acc. with standard	CSA
	IEC 60947-7-1
	DIN 46 234
	DIN 46237
Flammability rating according to UL 94	V0

### Classifications

#### eCl@ss

eCl@ss 4.0	27141126
eCl@ss 4.1	27141126
eCl@ss 5.0	27141126
eCl@ss 5.1	27141126
eCl@ss 6.0	27141126
eCl@ss 7.0	27141126
eCl@ss 8.0	27141126

# Disconnect terminal block - OTTA 6-T-P/P - 0790462

## Classifications

### ETIM

ETIM 2.0	EC000902
ETIM 3.0	EC000902
ETIM 4.0	EC000902
ETIM 5.0	EC000902

### UNSPSC

UNSPSC 6.01	30211811
UNSPSC 7.0901	39121410
UNSPSC 11	39121410
UNSPSC 12.01	39121410
UNSPSC 13.2	39121410

## Approvals

### Approvals

---

#### Approvals

CSA / UL Recognized / EAC

---


#### Ex Approvals

---

Approvals submitted


---

## Approval details

CSA 	
mm <sup>2</sup> /AWG/kcmil	22-10
Nominal current I <sub>N</sub>	25 A
Nominal voltage U <sub>N</sub>	600 V

## Disconnect terminal block - OTTA 6-T-P/P - 0790462

### Approvals

UL Recognized 	
Nominal current I <sub>N</sub>	30 A
Nominal voltage U <sub>N</sub>	600 V

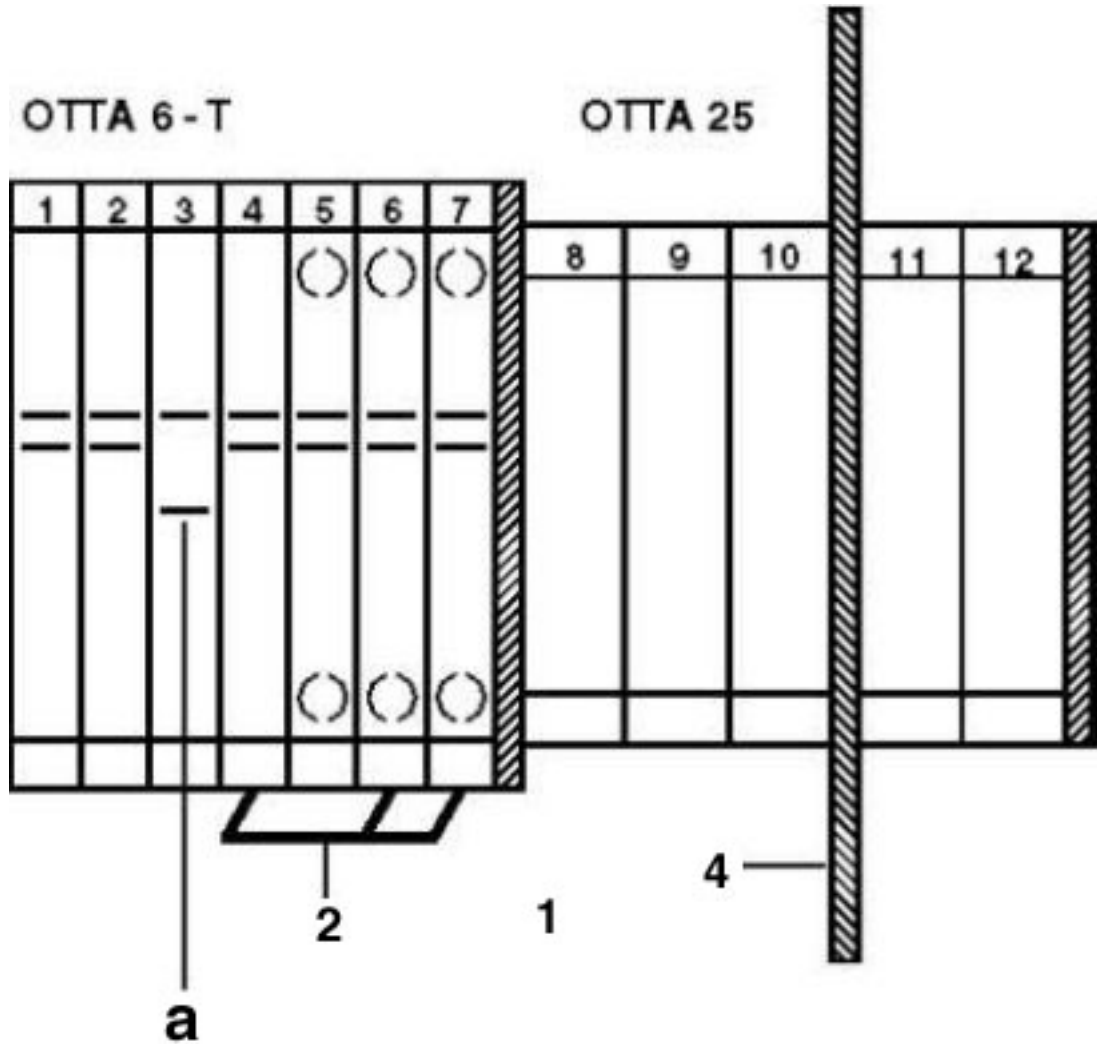
EAC
-----

### Drawings

# Disconnect terminal block - OTTA 6-T-P/P - 0790462

Circuit diagram

Circuit diagram



- a = open
- 1 = cover
- 2 = insertion bridge
- 4 = partition plate