

Clip, 5 x 20 mm, UR, Cover



Variant 2

500 VAC/DC · 10 A (UL/CSA)

See below:  
[Approvals and Compliances](#)


### Description

- Clip-material: bronze or brass
- Optional covers, see accessories

### Weblinks

[pdf datasheet](#), [html-datasheet](#), [General Product Information](#), [Packaging details](#), [Distributor-Stock-Check](#), [Accessories](#), [Detailed request for product](#), [Microsite](#)

### Technical Data

Fuse-Link	5 x 20 mm
Mounting	PCB
Attachment	Screw, rivet or THT
Terminal	Solder THT
Rated Voltage	500 VAC/DC
Rated current	10 A (UL/CSA)
Admissible Ambient Air Temp.	-40 °C to 85 °C
Climatic Category	40/085/21 acc. to IEC 60068-1
Material: Terminals	see variants
Unit Weight	0.55 g
Storage Conditions	0 °C to 60 °C, max. 70% r.h.
Product Marking	 Approvals

Soldering Methods	Wave <a href="#">Soldering Profile</a>
Solderability	245 °C / 3 sec acc. to IEC 60068-2-20, Test Ta, method 1
Resistance to Soldering Heat	260 °C / 10 sec acc. to IEC 60068-2-20, Test Tb, method 1A
Contact Resistance	< 10 mΩ at 20 mV


### Approvals and Compliances

Detailed information on product approvals, code requirements, usage instructions and detailed test conditions can be looked up in [Details about Approvals](#)

### Approvals



The approval mark is used by the testing authorities to certify compliance with the safety requirements placed on electronic products.

Approval Reference Type: OG (Clip) 5x20

Approval Logo	Certificates	Certification Body	Description
	<a href="#">UL Approvals</a>	UL	UL File Number: E39328

### Product standards

Product standards that are referenced

Organization	Design	Standard	Description
	Designed according to	UL 4248-1	Fuseholder general requirements
	Designed according to	CSA C22.2 no. 4248.1	Fuseholder general requirements





### Application standards

Application standards where the product can be used

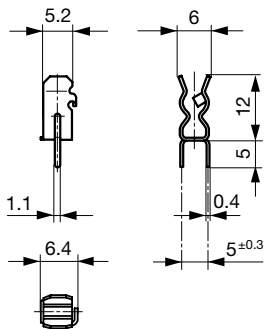
Organization	Design	Standard	Description
	Designed for applications acc.	IEC/UL 60950	IEC 60950-1 includes the basic requirements for the safety of information technology equipment.

## Compliances

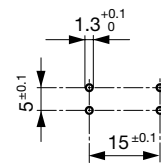
The product complies with following Guide Lines

Identification	Details	Initiator	Description
	<a href="#">CE declaration of conformity</a>	SCHURTER AG	The CE marking declares that the product complies with the applicable requirements laid down in the harmonisation of Community legislation on its affixing in accordance with EU Regulation 765/2008.
	RoHS	SCHURTER AG	EU Directive RoHS 2011/65/EU
	China RoHS	SCHURTER AG	The law SJ / T 11363-2006 (China RoHS) has been in force since 1 March 2007. It is similar to the EU directive RoHS.
	REACH	SCHURTER AG	On 1 June 2007, Regulation (EC) No 1907/2006 on the Registration, Evaluation, Authorization and Restriction of Chemicals 1 (abbreviated as "REACH") entered into force.

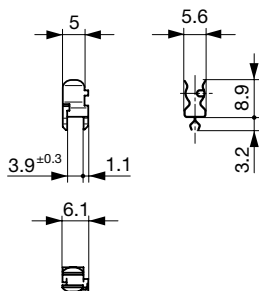
## Dimension [mm]



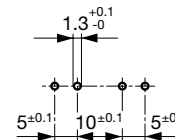
Variants 0751.0052 and 0751.0062



Drilling holes variants 0751.0052 and 0751.0062




Variants 2 0751.0110 and 0751.0231



Drilling Diagram variants 2 0751.0110 and 0751.0231

## All Variants

Clip	Terminal	Material: Terminals	Order Number
●	straight	Tin-Plated Bronze	<a href="#">0751.0052</a>
●	straight	Tin-Plated Brass	<a href="#">0751.0062</a>
●	kinked	Tin-Plated Brass	<a href="#">0751.0110</a>
●	kinked	Silver-Plated	<a href="#">0751.0231</a>

 Most Popular.

Availability for all products can be searched real-time: <https://www.schurter.com/en/Stock-Check/Stock-Check-SCHURTER>

Covers only for 0751.0052 and 0751.0062

**Packaging Unit** Bulk (1000 pcs.)

## Accessories

### Description



Cover OG, UHB, UH  
Cover for Holder OG (Clip) 5x20, OG (Halter) 5x20, UH, UHB