

## Panel feed-through terminal block - HDFK 95 - 0709534

Please be informed that the data shown in this PDF Document is generated from our Online Catalog. Please find the complete data in the user's documentation. Our General Terms of Use for Downloads are valid (<http://phoenixcontact.com/download>)



Panel feed-through terminal block, Connection method: Screw connection, Load current : 232 A, Cross section: 35 mm<sup>2</sup> - 95 mm<sup>2</sup>, AWG 4 - 2/0, Connection direction of the conductor to plug-in direction: 0 °, Width: 25 mm, Color: gray

### Product Features

- Easy grouping with engagement pin versions
- Both terminal halves can be easily assembled by simply snapping them together
- Automatic compensation of the panel thickness via the snap principle integrated in the insulation housing
- Universal screw connection with screw locking
- Spacer plates increase clearances and creepage distances



### Key Commercial Data

Packing unit	1 pc
GTIN	 4 017918 117047
Weight per Piece (excluding packing)	247.44 g
Custom tariff number	85369010
Country of origin	Greece

### Technical data

#### General

Number of levels	1
Number of connections	2
Nominal cross section	95 mm <sup>2</sup>
Color	gray
Insulating material	PA
Flammability rating according to UL 94	V0
Maximum load current	232 A

# Panel feed-through terminal block - HDFK 95 - 0709534

## Technical data

### General

Rated surge voltage	8 kV
Degree of pollution	3
Overvoltage category	III
Insulating material group	I
Connection in acc. with standard	IEC 60947-7-1
Nominal current I <sub>N</sub>	232 A
Maximum load current	232 A
Nominal voltage U <sub>N</sub>	1000 V (With metal panels of 1 mm ... 2.5 mm)
	800 V (With metal panels over 2.5 mm ... 5 mm)
	690 V (With metal panels over 5 mm ... 6 mm)
Open side panel	No
Number of positions	1

### Dimensions

Width	25 mm
Plate thickness	1 mm ... 6 mm

### Connection data

Note	Terminal sleeve
Connection side	Level 1 ext. 1
Connection method	Screw connection
Note	Note: Product releases, connection cross sections and notes on connecting aluminum cables can be found in the download area.
Conductor cross section solid min.	35 mm <sup>2</sup>
Conductor cross section solid max.	95 mm <sup>2</sup>
Conductor cross section flexible min.	35 mm <sup>2</sup>
Conductor cross section flexible max.	95 mm <sup>2</sup>
Conductor cross section AWG min.	4
Conductor cross section AWG max.	2/0
Conductor cross section flexible, with ferrule without plastic sleeve min.	25 mm <sup>2</sup>
Conductor cross section flexible, with ferrule without plastic sleeve max.	95 mm <sup>2</sup>
Conductor cross section flexible, with ferrule with plastic sleeve min.	25 mm <sup>2</sup>
Conductor cross section flexible, with ferrule with plastic sleeve max.	95 mm <sup>2</sup>
2 conductors with same cross section, solid min.	25 mm <sup>2</sup>
2 conductors with same cross section, solid max.	35 mm <sup>2</sup>
2 conductors with same cross section, stranded min.	25 mm <sup>2</sup>
2 conductors with same cross section, stranded max.	35 mm <sup>2</sup>
2 conductors with same cross section, stranded, ferrules without plastic sleeve, min.	16 mm <sup>2</sup>

## Panel feed-through terminal block - HDFK 95 - 0709534

### Technical data

#### Connection data

2 conductors with same cross section, stranded, ferrules without plastic sleeve, max.	35 mm <sup>2</sup>
Stripping length	27 mm
Internal cylindrical gage	B12
Screw thread	M8
Tightening torque, min	15 Nm
Tightening torque max	20 Nm

#### Standards and Regulations

Connection in acc. with standard	CSA
	IEC 60947-7-1
Flammability rating according to UL 94	V0

### Classifications

#### eCl@ss

eCl@ss 4.0	27141131
eCl@ss 4.1	27141131
eCl@ss 5.0	27141134
eCl@ss 5.1	27141134
eCl@ss 6.0	27141134
eCl@ss 7.0	27141134
eCl@ss 8.0	27141134

#### ETIM

ETIM 2.0	EC001283
ETIM 3.0	EC001283
ETIM 4.0	EC001283
ETIM 5.0	EC001283

#### UNSPSC

UNSPSC 6.01	30211811
UNSPSC 7.0901	39121410
UNSPSC 11	39121410
UNSPSC 12.01	39121410
UNSPSC 13.2	39121410

# Panel feed-through terminal block - HDFK 95 - 0709534

## Approvals

### Approvals

---

#### Approvals

CSA / UL Recognized / VDE Zeichengenehmigung / PRS / IEC/CEB Scheme / EAC

---


#### Ex Approvals


---


#### Approvals submitted

---

### Approval details

CSA 		
	B	C
mm <sup>2</sup> /AWG/kcmil	2-4/0	2-4/0
Nominal current I <sub>N</sub>	200 A	200 A
Nominal voltage U <sub>N</sub>	600 V	600 V

UL Recognized 		
	B	C
mm <sup>2</sup> /AWG/kcmil	4-4/0	4-4/0
Nominal current I <sub>N</sub>	230 A	230 A
Nominal voltage U <sub>N</sub>	600 V	600 V

VDE Zeichengenehmigung 	
mm <sup>2</sup> /AWG/kcmil	35-95
Nominal current I <sub>N</sub>	232 A
Nominal voltage U <sub>N</sub>	630 V

PRS
-----

# Panel feed-through terminal block - HDFK 95 - 0709534

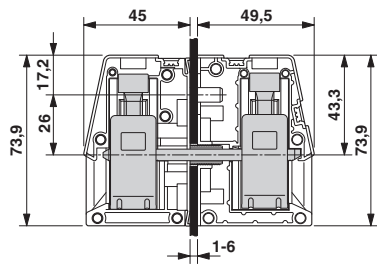
## Approvals

IECEE CB Scheme	
mm <sup>2</sup> /AWG/kcmil	95
Nominal current I <sub>N</sub>	232 A
Nominal voltage U <sub>N</sub>	630 V

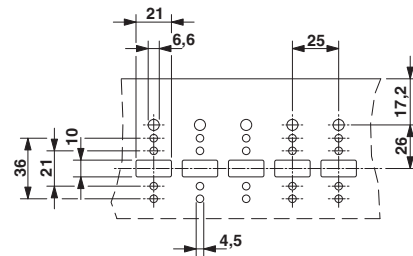
EAC
-----

## Drawings

Dimensional drawing



Dimensional drawing



\* Dimensions when using the DP-HDFK 95/15 spacer plate