

## Base strip - DFK-MSTB 2,5/ 4-G-5,08 - 0707264

Please be informed that the data shown in this PDF Document is generated from our Online Catalog. Please find the complete data in the user's documentation. Our General Terms of Use for Downloads are valid (<http://phoenixcontact.com/download>)



Plug component, Nominal current: 12 A, Rated voltage (III/2): 320 V, Number of positions: 4, Pitch: 5.08 mm, Connection method: Solder/Slip-on connection, Color: green, Contact surface: Tin, Mounting: Direct mounting, Accessory order no. 5030172 can only be used in conjunction with MSTB 2,5/...ST-5,08 and MSTBT 2,5/...ST-5,08.


The figure shows a 10-position version of the product

### Product Features

- Outside: plug-in connection for corresponding MSTB 2,5 or FKC 2,5 plugs
- Can be fixed in housing panels up to 6 mm thick using two M3 x 10 screws
- Headers for assembly in a device/housing panel
- Inside: solder or 2.8 mm slip-on plug-in connection that can be combined



### Key Commercial Data

Packing unit	1 pc
Minimum order quantity	50 pc
GTIN	 4 017918 004033
Weight per Piece (excluding packing)	5.2 g
Custom tariff number	85366990
Country of origin	Germany

### Technical data

#### Dimensions

Pitch	5.08 mm
Dimension a	15.24 mm

#### General

Range of articles	DFK-MSTB 2,5/...-G
Insulating material group	I

## Base strip - DFK-MSTB 2,5/ 4-G-5,08 - 0707264

### Technical data

#### General

Rated surge voltage (III/3)	4 kV
Rated surge voltage (III/2)	4 kV
Rated surge voltage (II/2)	4 kV
Rated voltage (III/3)	320 V
Rated voltage (III/2)	320 V
Rated voltage (II/2)	630 V
Connection in acc. with standard	EN-VDE
Nominal current $I_N$	12 A
Nominal cross section	2.5 mm <sup>2</sup>
Maximum load current	12 A
Insulating material	PA
Flammability rating according to UL 94	V2
Number of positions	4

#### Connection data

Conductor cross section solid min.	0.2 mm <sup>2</sup>
Conductor cross section solid max.	2.5 mm <sup>2</sup>
Conductor cross section flexible min.	0.2 mm <sup>2</sup>
Conductor cross section flexible max.	2.5 mm <sup>2</sup>
Conductor cross section AWG min.	24
Conductor cross section AWG max.	12

#### Standards and Regulations

Connection in acc. with standard	EN-VDE
	CSA
Flammability rating according to UL 94	V2

### Classifications

#### eCl@ss

eCl@ss 4.0	272607xx
eCl@ss 4.1	27260701
eCl@ss 5.0	27260701
eCl@ss 5.1	27141190
eCl@ss 6.0	27260704
eCl@ss 7.0	27440402
eCl@ss 8.0	27141134

# Base strip - DFK-MSTB 2,5/ 4-G-5,08 - 0707264

## Classifications

### ETIM

ETIM 3.0	EC001283
ETIM 4.0	EC001283
ETIM 5.0	EC001283

### UNSPSC

UNSPSC 6.01	30211810
UNSPSC 7.0901	39121409
UNSPSC 11	39121409
UNSPSC 12.01	39121409
UNSPSC 13.2	39121409

## Approvals

### Approvals


#### Approvals

CSA / VDE Gutachten mit Fertigungsüberwachung / IECEx CB Scheme / CCA / EAC / cULus Recognized

#### Ex Approvals

#### Approvals submitted

### Approval details

CSA 		
	B	D
Nominal current I <sub>N</sub>	15 A	10 A
Nominal voltage U <sub>N</sub>	300 V	300 V

VDE Gutachten mit Fertigungsüberwachung 	
Nominal current I <sub>N</sub>	12 A

## Base strip - DFK-MSTB 2,5/ 4-G-5,08 - 0707264

### Approvals

Nominal voltage UN	250 V
--------------------	-------

IECEE CB Scheme	
Nominal current IN	12 A
Nominal voltage UN	250 V

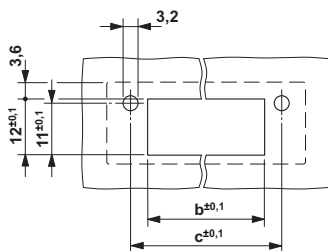
CCA
-----

EAC
-----

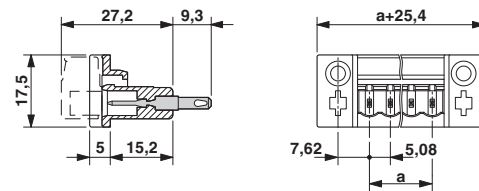
cULus Recognized		
	B	D
Nominal current IN	15 A	10 A
Nominal voltage UN	300 V	300 V

### Drawings

Drilling diagram



Dimensional drawing



Dimension b: 3.02 mm + (no. of pos. x 5.08 mm)  
 Dimension c: Dim. b + 7.14 mm