

Base strip - DFK-MSTB 2,5/10-G - 0707170

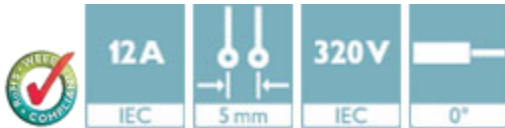
Please be informed that the data shown in this PDF Document is generated from our Online Catalog. Please find the complete data in the user's documentation. Our General Terms of Use for Downloads are valid (<http://phoenixcontact.com/download>)




Plug component, Nominal current: 12 A, Rated voltage (III/2): 320 V, Number of positions: 10, Pitch: 5 mm, Connection method: Solder/Slip-on connection, Color: green, Contact surface: Tin, Mounting: Direct mounting, Accessory order no. 5030172 can only be used in conjunction with MSTB 2,5/...ST and MSTBT 2,5/...ST.

Product Features

- Can be fixed in housing panels up to 6 mm thick using two M3 x 10 screws
- Outside: plug-in connection for corresponding MSTB 2,5 or FKC 2,5 plugs
- Headers for assembly in a device/housing panel
- Inside: solder or 2.8 mm slip-on plug-in connection that can be combined



Key Commercial Data

| | |
|--------------------------------------|---|
| Packing unit | 1 pc |
| GTIN |  4 017918 003944 |
| Weight per Piece (excluding packing) | 10.27 g |
| Custom tariff number | 85366990 |
| Country of origin | Germany |

Technical data

Dimensions

| | |
|-------------|---------|
| Pitch | 5.00 mm |
| Dimension a | 45 mm |

General

| | |
|-----------------------------|--------------------|
| Range of articles | DFK-MSTB 2,5/...-G |
| Insulating material group | I |
| Rated surge voltage (III/3) | 4 kV |

Base strip - DFK-MSTB 2,5/10-G - 0707170

Technical data

General

| | |
|--|---------------------|
| Rated surge voltage (III/2) | 4 kV |
| Rated surge voltage (II/2) | 4 kV |
| Rated voltage (III/3) | 320 V |
| Rated voltage (III/2) | 320 V |
| Rated voltage (II/2) | 630 V |
| Connection in acc. with standard | EN-VDE |
| Nominal current I _N | 12 A |
| Nominal cross section | 2.5 mm ² |
| Maximum load current | 12 A |
| Insulating material | PA |
| Flammability rating according to UL 94 | V2 |
| Number of positions | 10 |

Connection data

| | |
|---------------------------------------|---------------------|
| Conductor cross section solid min. | 0.2 mm ² |
| Conductor cross section solid max. | 2.5 mm ² |
| Conductor cross section flexible min. | 0.2 mm ² |
| Conductor cross section flexible max. | 2.5 mm ² |
| Conductor cross section AWG min. | 24 |
| Conductor cross section AWG max. | 12 |

Standards and Regulations

| | |
|--|--------|
| Connection in acc. with standard | EN-VDE |
| | CSA |
| Flammability rating according to UL 94 | V2 |

Classifications

eCl@ss

| | |
|------------|----------|
| eCl@ss 4.0 | 272607xx |
| eCl@ss 4.1 | 27260701 |
| eCl@ss 5.0 | 27260701 |
| eCl@ss 5.1 | 27141190 |
| eCl@ss 6.0 | 27260704 |
| eCl@ss 7.0 | 27440402 |
| eCl@ss 8.0 | 27141134 |
| eCl@ss 9.0 | 27141134 |

Base strip - DFK-MSTB 2,5/10-G - 0707170

Classifications

ETIM

| | |
|----------|----------|
| ETIM 3.0 | EC001283 |
| ETIM 4.0 | EC001283 |
| ETIM 5.0 | EC001283 |

UNSPSC

| | |
|---------------|----------|
| UNSPSC 6.01 | 30211810 |
| UNSPSC 7.0901 | 39121409 |
| UNSPSC 11 | 39121409 |
| UNSPSC 12.01 | 39121409 |
| UNSPSC 13.2 | 39121409 |

Approvals

Approvals

Approvals

CSA / VDE Gutachten mit Fertigungsüberwachung / IECEx CB Scheme / EAC / cULus Recognized / EAC

Ex Approvals

Approvals submitted

Approval details

| | | |
|--------------------------------|-------|-------|
| CSA | | |
| | B | D |
| Nominal current I _N | 15 A | 10 A |
| Nominal voltage U _N | 300 V | 300 V |

| | |
|---|------|
| VDE Gutachten mit Fertigungsüberwachung | |
| Nominal current I _N | 12 A |

Base strip - DFK-MSTB 2,5/10-G - 0707170

Approvals

| | |
|--------------------|-------|
| Nominal voltage UN | 250 V |
|--------------------|-------|

| | |
|--------------------|-------|
| IECEE CB Scheme | |
| Nominal current IN | 12 A |
| Nominal voltage UN | 250 V |

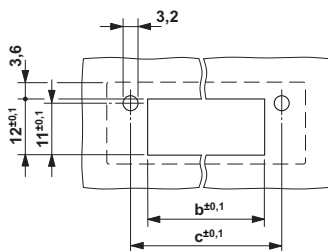
| |
|-----|
| EAC |
|-----|

| | | |
|--------------------|-------|-------|
| cULus Recognized | | |
| | B | D |
| Nominal current IN | 15 A | 10 A |
| Nominal voltage UN | 300 V | 300 V |

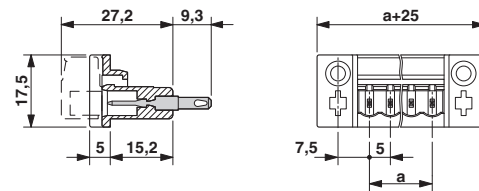
| |
|-----|
| EAC |
|-----|

Drawings

Drilling diagram



Dimensional drawing



Dimension b: 2.7 mm + (no. of pos. x 5.0 mm)
 Dimension c: Dim. b + 7.3 mm