

Cannon's Coaxial Terminators provide a low cost means of joining cable to a printed circuit where engagement and disengagement are not required. This method of terminating cable on PCBs eliminates the inconsistency associated with hard wiring.

Styles are available for a variety of popular RG series cable types and cables of similar dimensions. The tapered leg is an interference fit into the PCB hole enabling pre-assembly for wave soldering.

All parts have electro-plated tin finish.



Coaxial Terminators feature:

- Low cost
- Easy to assemble
- Only two piece parts
- Surface mount option
- No solder transfer down braid
- Good stability ± two point fixing
- Variable pitch, 2,50 (.098) ±10,00 (.393)

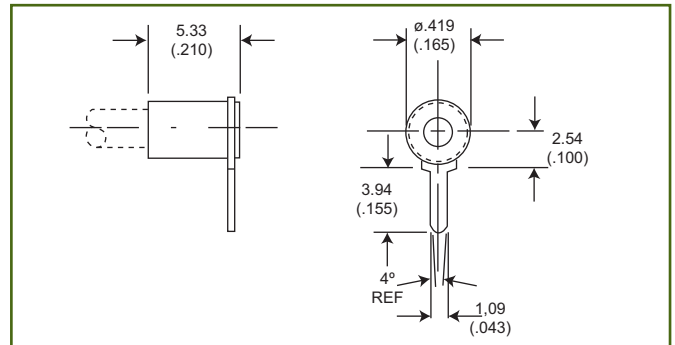
TERMINATORS

Single Leg

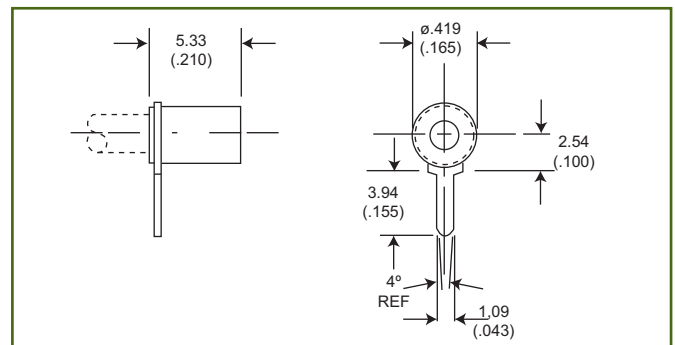
Part Number	Cable Numbers
055 - 939 - 9019AR6	RG178/U, 196/U
055 - 939 - 9029AR6	RG174/U, 179/U, 188/U, 316/U

NOTE

Both part numbers may be assembled with leg either at front or rear.



Assembled with leg at front. Mounting Plan R (Page 40)



Assembled with leg at rear. Mounting Plan S (Page 40)

Assembly Instructions
BBAI-1203 (Page 53)

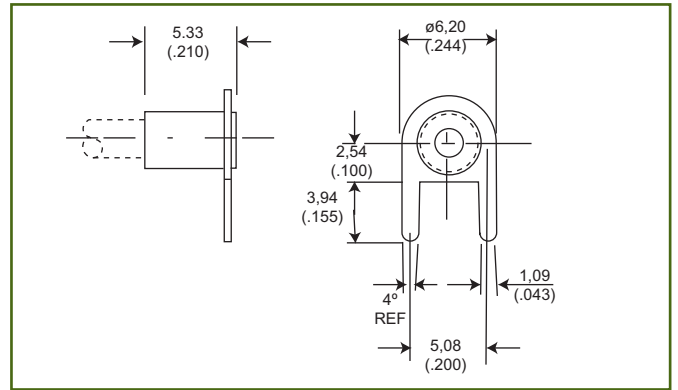
Dimensions shown in mm (inch)
Specifications and dimensions subject to change



TERMINATORS

Two Legs at Front, Standard

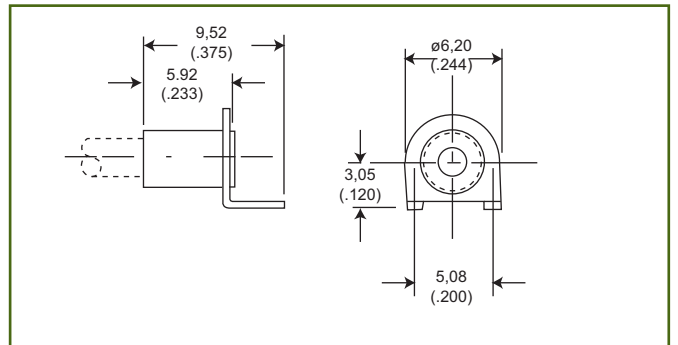
Part Number	Cable Numbers
055 - 939 - 9039AR6	RG178/U, 196/U
055 - 939 - 9049AR6	RG174/U, 179/U, 188/U, 316/U



Mounting Plan T (Page 40)
 Assembly Instruction BBAI-1203 (Page 53)

Two Legs at Front, Surface and Vertical Mount

Part Number	Cable Numbers
055 - 939 - 9059AR6	RG178/U, 196/U
055 - 939 - 9069AR6	RG174/U, 179/U, 188/U, 316/U



Mounting Plan T (Page 40)
 Assembly Instruction BBAI-1203 (Page 53)