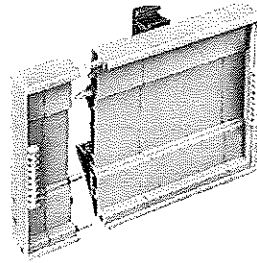


Electronic housings WEB housing system

System advantages:

- Open modules can be snapped together to any length
- Complete custom design possible
- The modular design enables quick assembly
- High torsional rigidity due to the firm interconnection of the individual elements
- Can be snapped onto all 32/35 DIN rails using the universal foot



Material:

Housing: PA 6 GU30 UL 94-HB
Foot: PA 66 UL 94-V2

WEB 1002

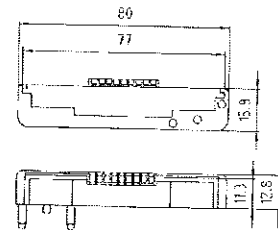
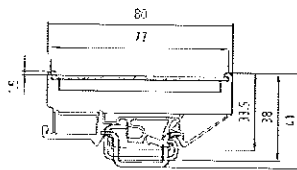
Dimensions (mm): W x H x D

Variable x 80 x 33.5

Individual parts

1. End cover with marking tag carrier
2. Middle section of housing
3. Middle section of housing
4. Middle section of housing
5. Universal foot
5. Universal foot (overall width from 70.4 mm and wider)

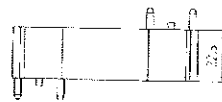
Type	Part No.	Std. Pack
12.8 mm wide	01.001.6493.0	50
12.8 mm wide	01.001.6553.0	50
22.5 mm wide	01.001.6653.0	50
44.8 mm wide	01.001.6753.0	50
23 mm wide	05.584.8853.0	50
68 mm wide	05.584.8953.0	50



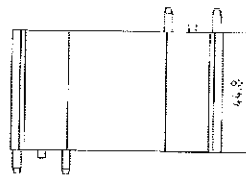
Width 12.8 mm 01.001.6493.0 50



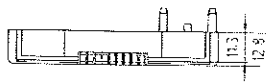
Width 12.8 mm 01.001.6553.0 50



Width 22.5 mm 01.001.6653.0 50

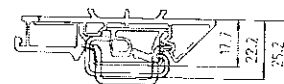


Width 44.8 mm 01.001.6753.0 50



01.001.6493.0 50

Universal foot



Width 23 mm 05.584.8853.0 50
Width 68 mm 05.584.8953.0 50
(overall width from 70.4 mm)

Accessories

- Mounting rail 35, DIN rail 7.5 mm high L = 2 m
Mounting rail 35, DIN rail 15 mm high L = 2 m
Mounting rail 32, G-rail L = 2 m
PCB (not included)
End clamp, Polyamide 8 mm wide TS 35
End clamp, Polyamide 10 mm wide U-Foot
Marking tag, unmarked
Marking tag, marked

35 x 27 x 7.5 EN 50022	98.300.0000.0	1
35 x 24 x 15 EN 50022	98.360.0000.0	1
9006 EN 50035 G-32	98.190.0000.0	1
see drawing for dimensions		
9708/2 S 35	Z5.522.8553.0	100
WE 1/U	Z5.523.5753.0	100
9003 C	04.242.0850.0	500
9003 CB	04.842.0850.0	500