This is issued in strict confidence on condition that it is not used as a basis for manufacture or sale, and that it is not copied, reprinted or disclosed to a third party either wholly or in part without prior written consent of ITT Cannon.

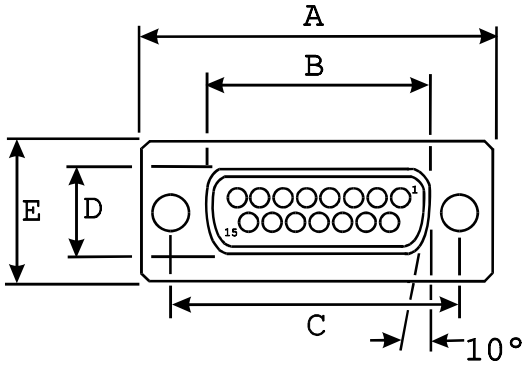

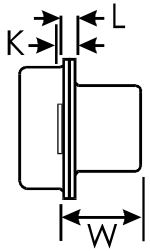

No mounting hardware selected

with 3,05 (.120) mounting hole

Signal contacts
not shown for clarity

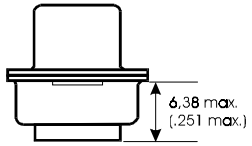

A ± 0,38 (.015)	B ± 0,13 (.005)	C ± 0,13 (.005)	D ± 0,13 (.005)	E ± 0,38 (.015)	L ± 0,25 (.010)	W ± 0,41 (.016)	K ± 0,32 (.013)
39,14 (1.541)	24,66 (.971)	33,32 (1.312)	7,90 (.311)	12,55 (.494)	0,76 (.030)	6,94 (.273)	1,21 (.048)

Solder cup signal contacts

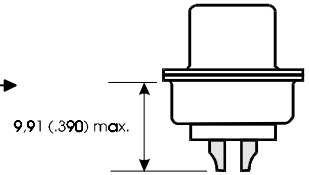

DESCRIPTION	MATERIAL	FINISH
Insulator	Polyester	None, (Color Dark Green)
Shells	Steel	Yellow Chromate over Zinc
Signal Contacts	Copper alloy	50 microinches Gold over Nickel in mating area

Unless otherwise specified, dimensions are in mm & (in.)

Tolerances are (.XXX = mm)

Decimals		Angles
.X	± 0,20 (.008)	X° ± 1.0°
.XX	± 0,10 (.004)	
.XXX	± 0,05 (.002)	

Issue Date: 19-Aug-99

Cannon | ITT Industries

CONNECTOR, RECEPTACLE, ELECTRICAL
D-SUBMINIATURE 15 POSITION SOLDER CUP

PART NO. **DAMM15S**