


Anderson Power Products new line of power drawer series connectors gives our customers more selections than ever to meet their power connector needs. These cost effective, mixed power and signal drawer connectors are manufactured using the same high quality standards that have made APP a leader in the power connector industry for years. The drawer series can be used for a wide range of drawer-type applications such as rectifiers, mainframe computers, telecommunications, and network equipment. If power and signal is required, let Anderson Power Products be "Your Best Connection."

FEATURES

- **Industry standard contacts**
Allows for cross mating with competitive product
- **Wide selection of contact termination**
Provides the designer a wide variety of packaging options
- **First-mate and last-mate capability**
Grounds and powers the system before mating of signal circuits
- **Integral guide pins**
Corrects misalignment during blind mating



PRODUCT SPECIFICATIONS

Electrical	#12	#16	#20	Materials	
Current Rating - (Amperes)	35	25	5	Insulator	PBT UL94 V-0
Voltage Rating - (AC/DC)	600	600	600	Crimp Pin or Socket Body	Copper Alloy
Voltage Drop mV	3.30	2.1	0.70	Solder Cup Pin or Socket Body	Brass
Dielectric Withstanding Voltage (AC)		2,200		PCB Pin or Socket Body	Brass
Working Temperature Range (°C)		-40° to 125°		Female Contact	BeCu
(°F)		-40° to 257°			
Mechanical	#12	#16	#20	Contact Plating	
Insertion Force Per Contact (lbf)	1.80	1.20	0.43	#12 & #16	Silver Over Nickel
(N)	8.04	5.39	1.96	#20 & #12HP	Gold Over Nickel
Extraction Force Per Contact (lbf)	1.02	0.50	0.07		
(N)	4.51	2.26	0.29		



ORDERING INFORMATION

Housings Only

Part Number	Gender	Contacts AWG		
		#12	#16	#20
035LDAP	Pin	8	—	21
035LDAS	Socket	8	—	21
035LDBP	Pin	4	4	21
035LDBS	Socket	4	4	21
035LDCP	Pin	—	8	21
035LDCS	Socket	—	8	21

Socket Contacts

Part Number	Termination	Wire	
		AWG	sq. mm
SC20-GN	Crimp*	#20	.5
SP20-GN	PCB tail*	#20	.5
SS20-GN	Solder cup, standard	#20	.5
SC16-SN	Crimp	#16	.96
SP16-SN	PCB	#16	.96
SS16-SN	Solder cup, standard	#16	.96

* Gold Plating

socket contacts continued

Part Number	Termination	Wire	
		AWG	sq. mm
SC12-SN	Crimp	#12	2.5
SP12-SN	PCB tail	#12	2.5
SC12-GH	Crimp*	#12hp	2.5
SP12-GH	PCB tail*	#12hp	2.5
SS12-SN	Solder cup, standard	#12	2.5

Pin Contacts

Part Number	Termination / Pin Length	Wire	
		AWG	sq. mm
PC20SGN	Crimp, standard*	#20	.5
PC20FGN	Crimp, premate*	#20	.5
PC20LGN	Crimp, postmate*	#20	.5
PP20SGN	PCB tail, standard*	#20	.5
PP20FGN	PCB tail, premate*	#20	.5
PP20LGN	PCB tail, postmate*	#20	.5
PS20SGN	Solder cup, standard	#20	.5
PS20FGN	Solder cup, premate	#20	.5
PS20LGN	Solder cup, post mate	#20	.5
PC16SSN	Crimp standard	#16	.96
PC16FSN	Crimp premate	#16	.96
PC16LSN	Crimp postmate	#16	.96
PP16SSN	PCB tail standard	#16	.96
PP16FSN	PCB tail premate	#16	.96
PP16LSN	PCB tail postmate	#16	.96

pin contacts continued

Part Number	Termination / Pin Length	Wire	
		AWG	sq. mm
PS16SSN	Solder cup, standard	#16	.96
PS16FSN	Solder cup, premate	#16	.96
PS16LSN	Solder cup, post mate	#16	.96
PC12SSN	Crimp, standard	#12	2.5
PC12FSN	Crimp, premate	#12	2.5
PC12LSN	Crimp, postmate	#12	2.5
PP12SSN	PCB tail, standard	#12	2.5
PP12FSN	PCB tail, premate	#12	2.5
PP12LSN	PCB tail, postmate	#12	2.5
PC12SGH	Crimp standard*	#12hp	2.5
PC12FGH	Crimp premate*	#12hp	2.5
PC12LGH	Crimp postmate*	#12hp	2.5
PP12SGH	PCB tail standard*	#12hp	2.5
PP12FGH	PCB tail premate*	#12hp	2.5
PP12LGH	PCB tail postmate*	#12hp	2.5

Float Mount Screws

Part Number	Description
FMS6-32	Float mount shoulder screw 6-32 UNC2A
FMS8-32	Float mount shoulder screw 8-32 UNC2A
FMSM4-07	Float mount shoulder screw M4 x0.7

HEADQUARTERS: Anderson Power Products®, 13 Pratts Junction Road, Sterling, MA 01564-2305 USA T:978-422-3600 F:978-422-3700

EUROPE: Anderson Power Products® Ltd., Unit 3, Europa Court, Europa Boulevard, Westbrook, Warrington, Cheshire, WA5 7TN United Kingdom T: +44 (0) 1925 428390 F: +44 (0) 1925 428399

ASIA/ PACIFIC: IDEAL AndersonAsia Pacific Ltd., Unit 922-928 Topsail Plaza, 11 On Sum Street, Shatin N.T., Hong Kong T: +(852) 2636 0836 F: +(852) 2635 9036

CHINA: IDEAL Anderson Technologies (Shenzhen) Ltd., Block A8 Tantou Western Industrial Park, Songgang Baoan District, Shenzhen, PR. China 518105 T: +(86) 755 2768 2118 F: +(86) 755 2768 2218

TAIWAN: IDEAL Anderson Asia Pacific Ltd., Taiwan Branch, 4F.-2, No.116, Dadun 20th St., Situn District, Taichung City 407, Taiwan (R.O.C.) T: +(886) 4 2310 6451 F: +(886) 4 2310 6460

www.andersonpower.com

WIRE/TOOLING INFORMATION

Wire Strip Length

The following table represents Anderson Power Products recommended strip lengths for the wire.

Contact Size	Wire Size	Strip Length	
		inches	mm
#20	#24 - #20	.21	5.33
#16	#20 - #16	.27	6.86
#12	#14 - #12	.27	6.86

Tooling

The following table represents the crimp tooling recommended for crimp contacts. Consult APP factory for ordering information.

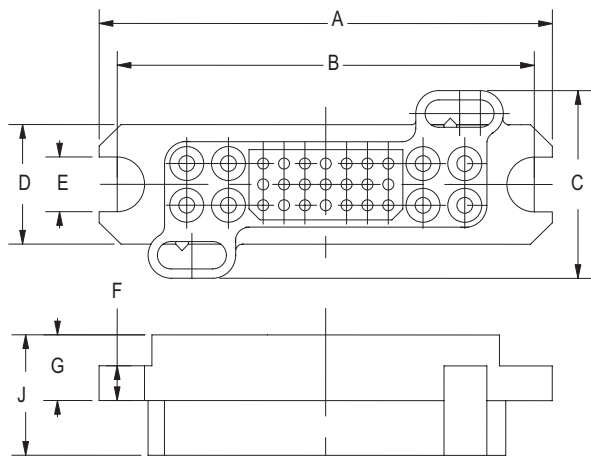
Part Number	Mil-standard	Description	Wire	
			AWG	sq. mm
PM1000G1	N/A	Four indent hand tool	#12 / 24	2.5 / 0.50
TM0001	M22520/1-01	AF8 hand tool	#12 / 24	2.5 / 0.50
TP0001	N/A	WA27F pneumatic tool	#12 / 24	2.5 / 0.50
TL0003	M22520/1-02	Turret & locator for TM0001 & TP0001	#12 / 24	2.5 / 0.50
PM1001G1	N/A	Semi automatic loose piece crimp machine	#12 / 24	2.5 / 0.50
100G1	N/A	Insertion & removal tool kit (#12 / 16 / 20 AWG contacts)	#12 / 24	2.5 / 0.50

DIMENSIONS

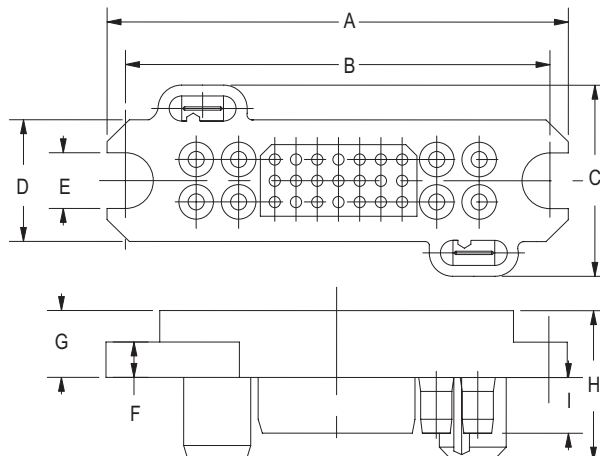
Housings Dimensions

	-A-	-B-	-C-	-D-	-E-
inches	3.26	3.0	1.33	0.86	0.40
mm	82.8	76.2	33.9	21.8	10.2
	-F-	-G-	-H-	-I-	-J-
inches	0.25	0.49	1.13	0.40	0.89
mm	6.4	12.4	28.7	10.2	22.6

Pin Housing



Socket Housing



TEMPERATURE RISE CHARTS

