

Disconnect Switches


25A to 32A

standard versions - yellow and red


UL / CSA / CE

IP40 in standard version IP65 on request***


door/panel mounted switches including handle




Front mount padlockable handle 0172031



Front mount non-padlockable handle 0172012




Front mount Ø 22 mm single hole padlockable handle 0172003




Front mount Ø 22 mm single hole non-padlockable handle 0172104

		Part #	Part #	Part #	Part #
25A	3 Pole	0172001	0172002	0172003	0172004
	3 Pole + NC/NO	0172011	0172012	0172013	0172014
	4 Pole Neutral L*	0172021	0172022	0172023	0172024
	4 Pole Neutral L + NC/NO*	0172031	0172032	0172033	0172034
32A	3 Pole	0172101	0172102	0172103	0172104
	3 Pole + NC/NO	0172111	0172112	0172113	0172114
	4 Pole Neutral L*	0172121	0172122	0172123	0172124
	4 Pole Neutral L + NC/NO*	0172131	0172132	0172133	0172134

base & din-rail mounted switches modular and door interlock versions including handle and shaft



Metal short shaft Extension 0165009SS**
Min. 4.92" Max. 9.84"



Metal long shaft Extension 0165009LS**
Min. 4.92" Max. 15.75"


		Part #	Part #
25A	3 Pole	0165009SS	0165009LS
	3 Pole + NC/NO	0165019SS	0165019LS
	4 Pole neutral L*	0165029SS	0165029LS
	4 Pole neutral L + NC/NO*	0165039SS	0165039LS
32A	3 Pole	0165109SS	0165109LS
	3 Pole + NC/NO	0165119SS	0165119LS
	4 Pole neutral L*	0165129SS	0165129LS
	4 Pole neutral L + NC/NO*	0165139SS	0165139LS

*4th Pole is Late Break Neutral

**Standard version for Din Rail Mounting.

***Switches are available with IP65 protection by adding the suffix -1 to the part number, example 0174001-1. Not available with 22mm mounting.

Components and Accessories for 25A and 32A Switches



Auxiliary contact NC/NO 0172179



3 pole body without handle 0172000

		Part #
IP65 Seal Kit for door / panel mount switches Kit not for use with 22mm single hole mount switches. These versions must be ordered as IP65 version from factory.	25A/32A	0172267
IP65 Seal Kit for door interlock switches	25A/32A	0174259
3 pole body without handle	25A	0172000
Additional Pole	25A	0172075
Late Break Neutral pole	25A	0172065
Terminal (junction) block	25A/32A	0172185
3 pole body without handle	32A	0172100
Additional Pole	32A	0172175
Late Break Neutral pole	32A	0172165
Auxiliary contact NC/NO	10A	0172179
1 pole early break auxiliary contact	5A	0172195
2 pole early break auxiliary contact	5A	0174195
1 pole early make auxiliary contact	5A	0172197


Disconnect Switches
standard versions - gray

25A to 32A


IP40 in standard version IP65 on request***

UL / CSA / CE


door/panel mounted switches including handle



Front mount padlockable handle
0174011




Front mount non-padlockable handle
0174022




Front mount Ø 22 mm single hole padlockable handle 0174003

		Part #	Part #	Part #
25A	3 Pole	0174001	0174002	0174003
	3 Pole + NC/NO	0174011	0174012	0174013
	4 Pole Neutral L*	0174021	0174022	0174023
	4 Pole Neutral L + NC/NO*	0174031	0174032	0174033
32A	3 Pole	0174101	0174102	0174103
	3 Pole + NC/NO	0174111	0174112	0174113
	4 Pole Neutral L*	0174121	0174122	0174123
	4 Pole Neutral L + NC/NO*	0174131	0174132	0174133


base & din-rail mounted switches modular and door interlock versions including handle and shaft



Modular (in-panel) presentation
0174125



Metal short shaft Extension 0168009SS**
Min. 4.92" Max. 9.84"



Metal long shaft Extension 0168009LS**
Min. 4.92" Max. 15.75"

		Part #	Part #	Part #
25A	3 Pole	0174005	0168009SS	0168009LS
	3 Pole + NC/NO	0174015	0168019SS	0168019LS
	4 Pole neutral L*	0174025	0168029SS	0168029LS
	4 Pole neutral L + NC/NO*	0174035	0168039SS	0168039LS
32A	3 Pole	0174105	0168109SS	0168109LS
	3 Pole + NC/NO	0174115	0168119SS	0168119LS
	4 Pole neutral L*	0174125	0168129SS	0168129LS
	4 Pole neutral L + NC/NO*	0174135	0168139SS	0168139LS

*4th Pole is Late Break Neutral

**Standard version for Din Rail Mounting.

***Switches are available with IP65 protection by adding the suffix -1 to the part number, example 0174001-1. Not available with 22mm mounting.

Components and Accessories for 25A and 32A Switches



Additional Pole
0172175



1 pole early make auxiliary contact 0172197


		Part #
IP65 Seal Kit for door / panel mount switches Kit not for use with 22mm single hole mount switches. These versions must be ordered as IP65 version from factory.	25A/32A	0172267
IP65 Seal Kit for door interlock switches	25A/32A	0174259
3 pole body without handle	25A	0172000
Additional Pole	25A	0172075
Late Break Neutral pole	25A	0172065
Terminal (junction) block	25A/32A	0172185
3 pole body without handle	32A	0172100
Additional Pole	32A	0172175
Late Break Neutral pole	32A	0172165
Auxiliary contact NC/NO	10A	0172179
1 pole early break auxiliary contact	5A	0172195
2 pole early break auxiliary contact	5A	0174195
1 pole early make auxiliary contact	5A	0172197

Disconnect Switches
standard versions - yellow and red


50A to 63A

IP40 in standard version IP65 on request***

door/panel mounted switches including handle




Front mount padlockable handle
0172331




Front mount non-padlockable handle
0172312

		Part #	Part #
50A	3 Pole	0172201	0172202
	3 Pole + NC/NO	0172211	0172212
	4 Pole Neutral L*	0172221	0172222
	4 Pole Neutral L + NC/NO*	0172231	0172232
63A	3 Pole	0172301	0172302
	3 Pole + NC/NO	0172311	0172312
	4 Pole Neutral L*	0172321	0172322
	4 Pole Neutral L + NC/NO*	0172331	0172332

base & din-rail mounted switches modular and door interlock versions including handle and shaft



Metal short shaft Extension 0165209SS**
Min. 5.31" Max. 10.24"



Metal long shaft Extension 0165209LS**
Min. 5.31" Max. 16.14"

		Part #	Part #
50A	3 Pole	0165209SS	0165209LS
	3 Pole + NC/NO	0165219SS	0165219LS
	4 Pole neutral L*	0165229SS	0165229LS
	4 Pole neutral L + NC/NO*	0165239SS	0165239LS
63A	3 Pole	0165309SS	0165309LS
	3 Pole + NC/NO	0165319SS	0165319LS
	4 Pole neutral L*	0165329SS	0165329LS
	4 Pole neutral L + NC/NO*	0165339SS	0165339LS


*4th Pole is Late Break Neutral

**Standard version for Din Rail Mounting.

***Switches are available with IP65 protection by adding the suffix -1 to the part number, example 0174001-1.

Components and Accessories for 50A and 63A Switches

Part #



Neutral Pole
0172365



1 pole early make auxiliary contact 0172397


IP65 Seal Kit for door / panel mount switches	50A/63A	0172267
IP65 Seal Kit for door interlock switches	50A/63A	0174259
3 pole body without handle	50A	0172200
Additional Pole	50A	0172275
Late Break Neutral pole	50A	0172265
Terminal (junction) block	50A/63A	0172385
3 pole body without handle	63A	0172300
Additional Pole	63A	0172375
Late Break Neutral pole	63A	0172365
Auxiliary contact NC/NO	10A	0172179
1 pole early break auxiliary contact	5A	0172395
2 pole early break auxiliary contact	5A	0174395
1 pole early make auxiliary contact	5A	0172397

Disconnect Switches
standard versions - gray


50A to 63A

IP40 in standard version IP65 on request***

door/panel mounted switches including handle




Front mount padlockable handle
0174211




Front mount non-padlockable handle
0174222

		Part #	Part #
50A	3 Pole	0174201	0174202
	3 Pole + NC/NO	0174211	0174212
	4 Pole Neutral L*	0174221	0174222
	4 Pole Neutral L + NC/NO*	0174231	0174232
63A	3 Pole	0174301	0174302
	3 Pole + NC/NO	0174311	0174312
	4 Pole Neutral L*	0174321	0174322
	4 Pole Neutral L + NC/NO*	0174331	0174332


base & din-rail mounted switches modular and door interlock versions including handle and shaft



Modular (in-panel) presentation
0174225



Metal short shaft Extension 0168209SS**
Min. 5.31" Max. 10.24"



Metal long shaft Extension 0168209LS**
Min. 5.31" Max. 16.14"

		Part #	Part #	Part #
50A	3 Pole	0174205	0168209SS	0168209LS
	3 Pole + NC/NO	0174215	0168219SS	0168219LS
	4 Pole neutral L*	0174225	0168229SS	0168229LS
	4 Pole neutral L + NC/NO*	0174235	0168239SS	0168239LS
63A	3 Pole	0174305	0168309SS	0168309LS
	3 Pole + NC/NO	0174315	0168319SS	0168319LS
	4 Pole neutral L*	0174325	0168329SS	0168329LS
	4 Pole neutral L + NC/NO*	0174335	0168339SS	0168339LS


*4th Pole is Late Break Neutral

**Standard version for Din Rail Mounting.


***Switches are available with IP65 protection by adding the suffix -1 to the part number, example 0174001-1.

Components and Accessories for 50A and 63A Switches

Part #



Auxiliary contact NC/NO
0172179



3 pole body without handle
0172300


IP65 Seal Kit for door / panel mount switches	50A/63A	0172267
IP65 Seal Kit for door interlock switches	50A/63A	0174259
3 pole body without handle	50A	0172200
Additional Pole	50A	0172275
Late Break Neutral pole	50A	0172265
Terminal (junction) block	50A/63A	0172385
3 pole body without handle	63A	0172300
Additional Pole	63A	0172375
Late Break Neutral pole	63A	0172365
Auxiliary contact NC/NO	10A	0172179
1 pole early break auxiliary contact	5A	0172395
2 pole early break auxiliary contact	5A	0174395
1 pole early make auxiliary contact	5A	0172397

Disconnect Switches
standard versions - yellow and red


80A to 100A

IP40 in standard version IP65 on request***

door/panel mounted switches including handle




Front mount padlockable handle
0172431




Front mount non-padlockable handle
0172512

		Part #	Part #
80A	3 Pole	0172401	0172402
	3 Pole + NC/NO	0172411	0172412
	4 Pole Neutral L*	0172421	0172422
	4 Pole Neutral L + NC/NO*	0172431	0172432
100A	3 Pole	0172501	0172502
	3 Pole + NC/NO	0172511	0172512
	4 Pole Neutral L*	0172521	0172522
	4 Pole Neutral L + NC/NO*	0172531	0172532

base & din-rail mounted switches modular and door interlock versions including handle and shaft



Metal short shaft Extension 0165409SS**
Min. 5.71" Max. 10.63"



Metal long shaft Extension 0165409LS**
Min. 5.71" Max. 16.54"


		Part #	Part #
80A	3 Pole	0165409SS	0165409LS
	3 Pole + NC/NO	0165419SS	0165419LS
	4 Pole neutral L*	0165429SS	0165429LS
	4 Pole neutral L + NC/NO*	0165439SS	0165439LS
100A	3 Pole	0165509SS	0165509LS
	3 Pole + NC/NO	0165519SS	0165519LS
	4 Pole neutral L*	0165529SS	0165529LS
	4 Pole neutral L + NC/NO*	0165539SS	0165539LS

*4th Pole is Late Break Neutral


**Standard version for Din Rail Mounting.

***Switches are available with IP65 protection by adding the suffix -1 to the part number, example 0174001-1.

Components and Accessories for 80A and 100A Switches



Auxiliary contact NC/NO
0172179



Additional pole
0172475


		Part #
IP65 Seal Kit for door / panel mount switches	80A/100A	0172277
IP65 Seal Kit for door interlock switches	80A/100A	0174269
3 pole body without handle	80A	0172400
Additional Pole	80A	0172475
Late Break Neutral pole	80A	0172465
Terminal (junction) block	80A/100A	0172585
3 pole body without handle	100A	0172500
Additional Pole	100A	0172575
Late Break Neutral pole	100A	0172565
Auxiliary contact NC/NO	10A	0172179
1 pole early break auxiliary contact	5A	0172595
2 pole early break auxiliary contact	5A	0174595
1 pole early make auxiliary contact	5A	0172597

Disconnect Switches
standard versions - gray


80A to 100A

IP40 in standard version IP65 on request***

door/panel mounted switches including handle




Front mount padlockable handle
0174411




Front mount non-padlockable handle
0174422

		Part #	Part #
80A	3 Pole	0174401	0174402
	3 Pole + NC/NO	0174411	0174412
	4 Pole Neutral L*	0174421	0174422
	4 Pole Neutral L + NC/NO*	0174431	0174432
100A	3 Pole	0174501	0174502
	3 Pole + NC/NO	0174511	0174512
	4 Pole Neutral L*	0174521	0174522
	4 Pole Neutral L + NC/NO*	0174531	0174532


base & din-rail mounted switches modular and door interlock versions including handle and shaft



Modular (in-panel) presentation
0172425



Metal short shaft Extension 0168409SS**
Min. 5.71" Max. 10.63"



Metal long shaft Extension 0168409LS**
Min. 5.71" Max. 16.54"

		Part #	Part #	Part #
80A	3 Pole	0174405	0168409SS	0168409LS
	3 Pole + NC/NO	0174415	0168419SS	0168419LS
	4 Pole neutral L*	0174425	0168429SS	0168429LS
	4 Pole neutral L + NC/NO*	0174435	0168439SS	0168439LS
100A	3 Pole	0174505	0168509SS	0168509LS
	3 Pole + NC/NO	0174515	0168519SS	0168519LS
	4 Pole neutral L*	0174525	0168529SS	0168529LS
	4 Pole neutral L + NC/NO*	0174535	0168539SS	0168539LS


*4th Pole is Late Break Neutral

**Standard version for Din Rail Mounting.

***Switches are available with IP65 protection by adding the suffix -1 to the part number, example 0174001-1.

Components and Accessories for 80A and 100A Switches

Part #



Terminal (junction) block
0172585




1 pole early make auxiliary contact 0172597

IP65 Seal Kit for door / panel mount switches	80A/100A	0172277
IP65 Seal Kit for door interlock switches	80A/100A	0174269
3 pole body without handle	80A	0172400
Additional Pole	80A	0172475
Late Break Neutral pole	80A	0172465
Terminal (junction) block	80A/100A	0172585
3 pole body without handle	100A	0172500
Additional Pole	100A	0172575
Late Break Neutral pole	100A	0172565
Auxiliary contact NC/NO	10A	0172179
1 pole early break auxiliary contact	5A	0172595
2 pole early break auxiliary contact	5A	0174595
1 pole early make auxiliary contact	5A	0172597

Disconnect Switches
components / accessories

Sizes - 25A/32A



Auxiliary NC/NO contact block
0172179

Contact Blocks:

3 pole body without handle	25A	0172000
Additional Pole	25A	0172075
Late Break Neutral pole	25A	0172065
Junction (terminal) block	25A/32A	0172185
3 pole body without handle	32A	0172100
Additional Pole	32A	0172175
Late Break Neutral pole	32A	0172165
Auxiliary contact NC/NO	10A	0172179
1 pole early break auxiliary contact	5A	0172195
2 pole early break auxiliary contact	5A	0174195
1 pole early make auxiliary contact	5A	0172197

Terminal Covers:

3 pole terminal cover	0172167
Additional pole, neutral pole or junction block	0172177

Handles:

Padlockable presentation	o 66	yellow/red	0172601
Non-padlockable presentation	o 64	yellow/red	0172602
Ø 22 mm padlockable presentation	o 66	yellow/red	0172603
Ø 22 mm Non-padlockable presentation	o 48	yellow/red	0172604
Padlockable presentation	o 66	gray	0174601
Non-padlockable presentation	o 64	gray	0174602
Ø 22 mm padlockable presentation	o 66	gray	0174603

IP65 Seal Kits:

IP65 Seal Kit for door / panel mount switches	0172267
Kit not for use with 22mm single hole mount switches. These versions must be ordered as IP65 version from factory.	
IP65 Seal Kit for door interlock switches	0174259

Sizes - 50A/63A



63A 3 pole body without handle
0172300

Contact Blocks:

3 pole body without handle	50A	0172200
Additional Pole	50A	0172275
Late Break Neutral pole	50A	0172265
Junction (terminal) block	50A/63A	0172385
3 pole body without handle	63A	0172300
Additional Pole	63A	0172375
Late Break Neutral pole	63A	0172365
Auxiliary contact NC/NO	10A	0172179
1 pole early break auxiliary contact	5A	0172395
2 pole early break auxiliary contact	5A	0174395
1 pole early make auxiliary contact	5A	0172397

Terminal Covers:

3 pole terminal cover	0172367
Additional pole, neutral pole or junction block	0172377

Handles:

Padlockable presentation	o 66	yellow/red	0172601
Non-padlockable presentation	o 72	yellow/red	0172612
Padlockable presentation	o 66	gray	0174601
Non-padlockable presentation	o 72	gray	0174612

IP65 Seal Kits:


IP65 Seal Kit for door / panel mount switches	0172267
IP65 Seal Kit for door interlock switches	0174259




50A/63A 3 pole terminal cover
0172367

Disconnect Switches
components / accessories

Sizes - 80A/100A



100A additional pole
0172575



80A/100A neutral pole terminal cover
0172577

Contact Blocks:

3 pole body without handle	80A	0172400
Additional Pole	80A	0172475
Late Break Neutral pole	80A	0172465
 Junction (terminal) block	80A/100A	0172585
 3 pole body without handle	100A	0172500
Additional Pole	100A	0172575
Late Break Neutral pole	100A	0172565
 Auxiliary contact NC/NO	10A	0172179
1 pole early break auxiliary contact	5A	0172595
2 pole early break auxiliary contact	5A	0174595
1 pole early make auxiliary contact	5A	0172597

Terminal Covers:

3 pole terminal cover	0172567
Additional pole, neutral pole or junction block	0172577


Handles:

Padlockable presentation	o 86	yellow/red	0172621
Non-padlockable presentation	o 96	yellow/red	0172622
Padlockable presentation	o 86	gray	0174621
Non-padlockable presentation	o 96	gray	0174622

IP65 Seal Kits:

IP65 Seal Kit for door / panel mount switches	0172277
IP65 Seal Kit for door interlock switches	0174269

All Sizes - 25A to 100A



Metal Shaft Door Interlock System

Terminal Covers:

Terminal cover for auxiliary NC/NO contact (pair)	0172189
Terminal cover for early make or break auxiliary contact	0172199

Metal Shaft Door Interlock Conversion Kits

short shaft	0174243
long shaft	0174253
short shaft - without door interlock	0174189
long shaft - without door interlock	0174199



Legend plates, blank and engraved
0172629 and 0172639

Legend Plates For Padlockable Handles


Blank	0172629
Engraved "MAIN SWITCH"	0172649
Custom Engraved	0172669
State text required when ordering	
1 line: maximum 15 characters	
2 lines: maximum 18 characters (1st line)	
maximum 20 characters (2nd line)	

Disconnect Switches
yellow/red presentation


25A to 100A

IP40 in standard version IP65 on request*


UL / CSA / CE



Padlockable enclosure
(25A and 32A only)
0172061



Padlockable enclosure
25A to 100A
0172261



Non-padlockable
enclosure 25A to 100A
0172162

		Part Number	Part Number	Part Number
25A**	3 Pole 3 Pole + NC/NO 4 Pole neutral L 4 Pole neutral L + NC/NO 6 Pole 6 Pole + NC/NO	0172061 0172071 0172081 0172091	0172009 0172029	0172062 0172072 0172082 0172092 0172019 0172039
32A**	3 Pole 3 Pole + NC/NO 4 Pole neutral L 4 Pole neutral L + NC/NO 6 Pole 6 Pole + NC/NO	0172161 0172171 0172181 0172191	0172109 0172129	0172162 0172172 0172182 0172192 0172119 0172139
50A	3 Pole 3 Pole + NC/NO 4 Pole neutral L 4 Pole neutral L + NC/NO 6 Pole 6 Pole + NC/NO		0172261 0172271 0172281 0172291 0172209 0172229	0172262 0172272 0172282 0172292 0172219 0172239
63A	3 Pole 3 Pole + NC/NO 4 Pole neutral L 4 Pole neutral L + NC/NO 6 Pole 6 Pole + NC/NO		0172361 0172371 0172381 0172391 0172309 0172329	0172362 0172372 0172382 0172392 0172319 0172339
80A	3 Pole 3 Pole + NC/NO 4 Pole neutral L 4 Pole neutral L + NC/NO 6 Pole 6 Pole + NC/NO		0172461 0172471 0172481 0172491 0172409 0172429	0172462 0172472 0172482 0172492 0172419 0172439
100A	3 Pole 3 Pole + NC/NO 4 Pole neutral L 4 Pole neutral L + NC/NO 6 Pole 6 Pole + NC/NO		0172561 0172571 0172581 0172591 0172509 0172529	0172562 0172572 0172582 0172592 0172519 0172539

* Enclosures available with IP65 protection, add -6 to the part numbers above. Example 0172261-6.

** Note that the 25A and 32A padlockable 3 and 4 pole versions with or without NC/NO contact are IP66 standard.

Disconnect Switches
gray presentation

25A to 100A

IP40 in standard version IP65 on request*

UL / CSA / CE



Padlockable enclosure
(25A and 32A only)
0174061



Padlockable enclosure
25A to 100A
0174261



Non-padlockable
enclosure 25A to 100A
0174162

		Part Number	Part Number	Part Number
25A**	3 Pole	0174061		0174062
	3 Pole + NC/NO	0174071		0174072
	4 Pole neutral L	0174081		0174082
	4 Pole neutral L + NC/NO	0174091		0174092
	6 Pole		0172009	0174019
	6 Pole + NC/NO		0172029	0174039
32A**	3 Pole	0174161		0174162
	3 Pole + NC/NO	0174171		0174172
	4 Pole neutral L	0174181		0174182
	4 Pole neutral L + NC/NO	0174191		0174192
	6 Pole		0174109	0174119
	6 Pole + NC/NO		0174129	0174139
50A	3 Pole		0174261	0174262
	3 Pole + NC/NO		0174271	0174272
	4 Pole neutral L		0174281	0174282
	4 Pole neutral L + NC/NO		0174291	0174292
	6 Pole		0174209	0174219
	6 Pole + NC/NO		0174229	0174239
63A	3 Pole		0174361	0174362
	3 Pole + NC/NO		0174371	0174372
	4 Pole neutral L		0174381	0174382
	4 Pole neutral L + NC/NO		0174391	0174392
	6 Pole		0174309	0174319
	6 Pole + NC/NO		0174329	0174339
80A	3 Pole		0174461	0174462
	3 Pole + NC/NO		0174471	0174472
	4 Pole neutral L		0174481	0174482
	4 Pole neutral L + NC/NO		0174491	0174492
	6 Pole		0174409	0174419
	6 Pole + NC/NO		0174429	0174439
100A	3 Pole		0174561	0174562
	3 Pole + NC/NO		0174571	0174572
	4 Pole neutral L		0174581	0174582
	4 Pole neutral L + NC/NO		0174591	0174592
	6 Pole		0174509	0174519
	6 Pole + NC/NO		0174529	0174539

* Enclosures available with IP65 protection, add -6 to the part numbers above. Example 0174261-6

** Note that the 25A and 32A padlockable 3 and 4 pole versions with or without NC/NO contact are IP66 standard.

25A/32A Empty Enclosures and Enclosure Accessories



25A/32A empty enclosure
0172399

Padlockable switches up to 4 poles + auxiliary contact:

Empty enclosure (new style)	yellow/red	0172399
Empty enclosure (new style)	gray	0174399
Terminal connection for ground or neutral		0174449
Self-Adhesive legend:		
Blank		0174599
Engraved "Main Switch"		0174569
PG16 size cable gland		CM14P
Cable conduit clamp only		0173626

Non - Padlockable switches up to 4 poles + auxiliary contact:

Empty enclosure		0172549
PG16 size cable gland		CM14P

Switches 6 poles and 6 poles + auxiliary contact

Empty enclosure		0172559
PG21 size cable gland		CM18P



25A/32A empty enclosure
0172549

50A/63A Empty Enclosures and Enclosure Accessories



50A/63A empty enclosure
0172579

Switches up to 4 poles + auxiliary contact:

Empty enclosure		0172569
PG21 size cable gland		CM18P

Switches 6 poles and 6 poles + auxiliary contact

Empty enclosure		0172579
PG29 size cable gland		CM24P

80A/100A Empty Enclosures and Enclosure Accessories



80A/100A empty enclosure
0172599

Switches up to 3 poles + auxiliary contact:

Empty enclosure		0172589
PG21 size cable gland		CM18P

Switches 4 poles to 6 poles + auxiliary contact


Empty enclosure		0172599
PG21 size cable gland		CM18P
PG29 size cable gland		CM24P

Disconnect Switches **25A to 100A**
selection guide for disconnect switches in enclosures

25A/32A Enclosures



Enclosures for 3 poles to 4 poles + aux.



Enclosures for 6 poles and 6 poles + aux.



50A/63A Enclosures



Enclosures for 3 poles to 4 poles + aux.



Enclosures for 6 poles and 6 poles + aux.



80A/100A Enclosures

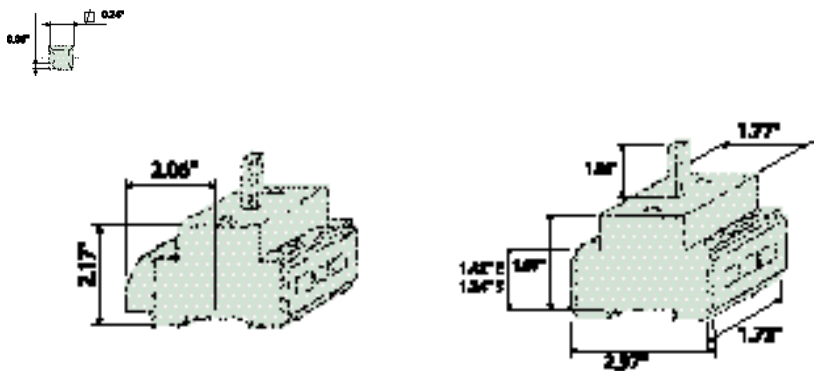
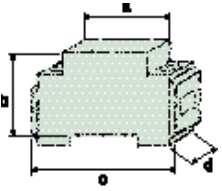
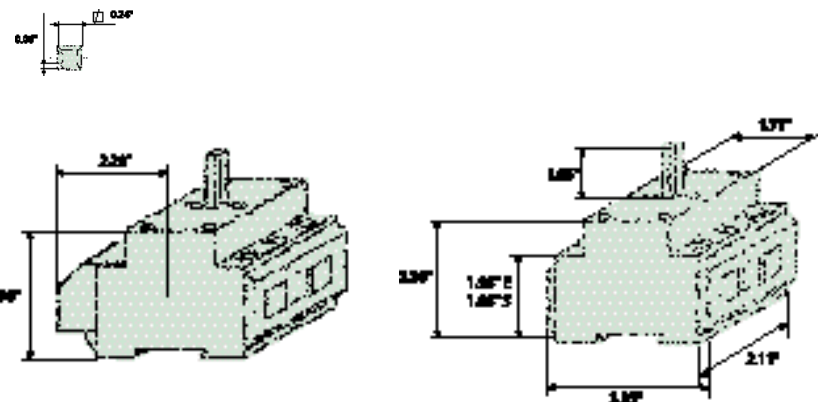
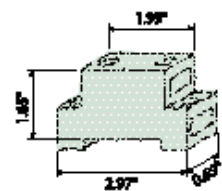
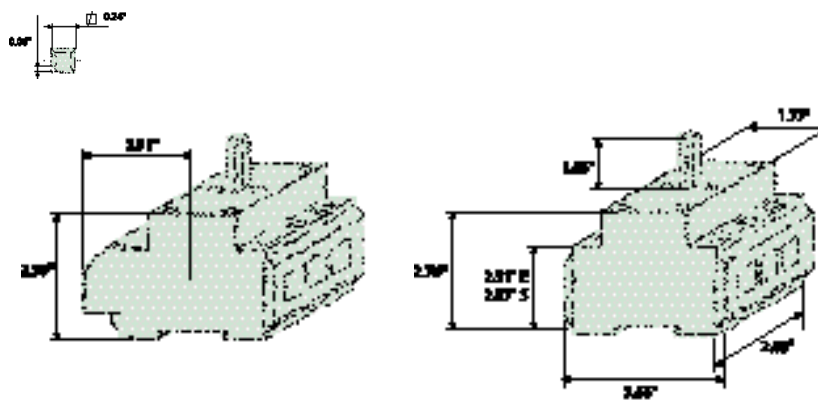
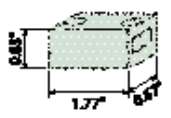



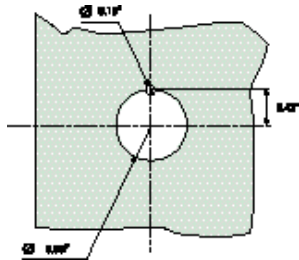
Enclosures for 3 poles and 3 poles + aux.



Enclosures for 4 poles to 6 poles + aux.



 <p>block 25 and 32A with or without terminal covers</p>	 <p>additional pole neutral pole terminal (junction) block</p> <table border="1" data-bbox="1055 808 1477 903"> <thead> <tr> <th></th> <th>a</th> <th>b</th> <th>c</th> <th>d</th> </tr> </thead> <tbody> <tr> <td>25 - 32A</td> <td>1.77"</td> <td>1.71"</td> <td>2.97"</td> <td>0.57"</td> </tr> <tr> <td>50 - 63A</td> <td>1.77"</td> <td>2.36"</td> <td>3.35"</td> <td>0.71"</td> </tr> <tr> <td>80 - 100A</td> <td>1.77"</td> <td>2.76"</td> <td>3.66"</td> <td>1.06"</td> </tr> </tbody> </table>		a	b	c	d	25 - 32A	1.77"	1.71"	2.97"	0.57"	50 - 63A	1.77"	2.36"	3.35"	0.71"	80 - 100A	1.77"	2.76"	3.66"	1.06"
	a	b	c	d																	
25 - 32A	1.77"	1.71"	2.97"	0.57"																	
50 - 63A	1.77"	2.36"	3.35"	0.71"																	
80 - 100A	1.77"	2.76"	3.66"	1.06"																	
 <p>block 50 and 63A with or without terminal covers</p>	 <p>auxiliary NC/NO contact</p>																				
 <p>block 80 and 100A with or without terminal covers</p>	 <p>early break/ early make auxiliary contact</p>  <p>2 pole early break auxiliary contacts</p>																				

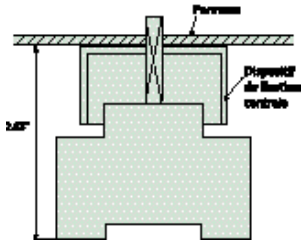


Panel drilling for one hole 22mm mounting padlockable or non-padlockable handle

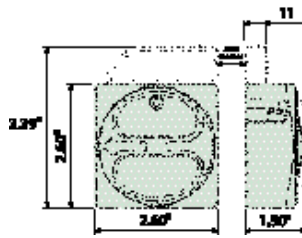
Panel Drilling



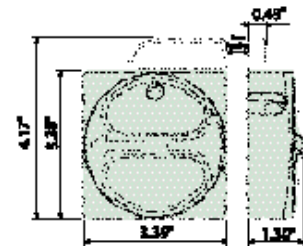
	Padlockable Handle	Non-Padlockable Handle	
25 - 32A	o 66mm (2.60" sq.)	o 64mm (2.52" sq.)	
50 - 63A	o 66mm (2.60" sq.)	o 72mm (2.83" sq.)	
80 - 100A	o 86mm (3.39" sq.)	o 96mm (3.78" sq.)	



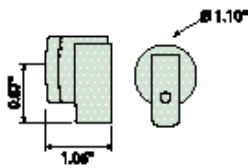
25 - 32A depth for one hole 22mm mounting padlockable or non-padlockable handle



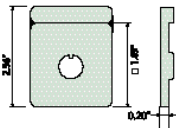
25, 32, 50 and 63A Padlockable handle o 66mm (2.60" sq.)



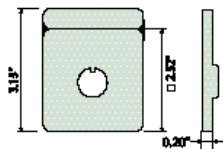
80 - 100A Padlockable handle o 86mm (3.39" sq.)



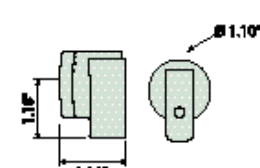
small handle



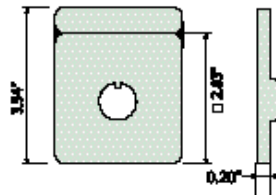
Non-Padlockable handle o 48mm (1.89" sq.) for 25 and 32A switches single hole mount



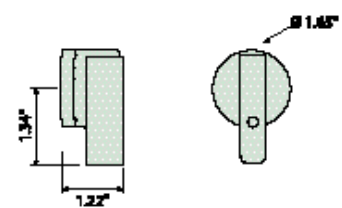
Non-Padlockable handle o 64mm (2.52" sq.) for 25 and 32A switches



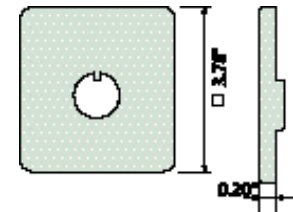
medium handle



Non-Padlockable handle o 72mm (2.83" sq.) for 50 and 63A switches

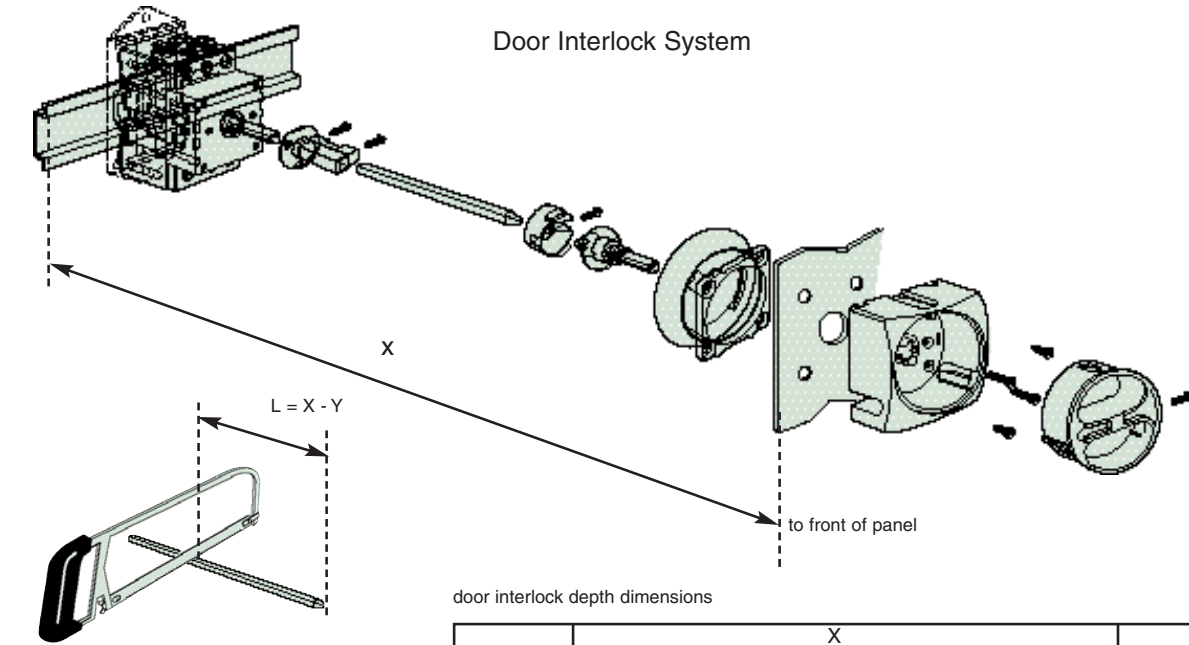


large handle



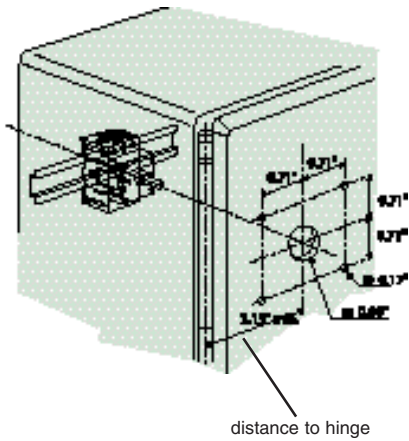
Non-Padlockable handle o 96mm (3.78" sq.) for 80 and 100A switches

Door Interlock System



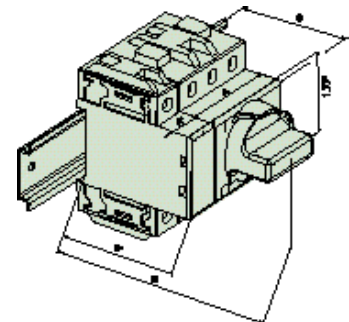
door interlock depth dimensions

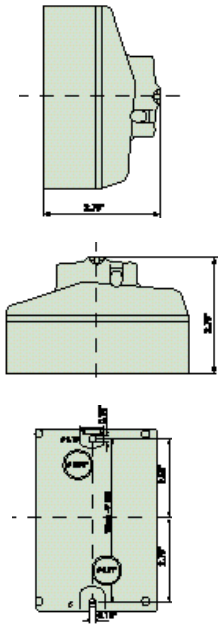
	X			Y
	without shaft	with short shaft	with long shaft	
25A / 32A	3.39 - 3.94" 86 - 100 mm	4.92 - 9.84" 125 - 250 mm	4.92 - 15.75" 125 - 400 mm	3.62" 92 mm
50A / 63A	3.78 - 4.33" 96 - 110 mm	5.31 - 10.24" 135 - 260 mm	5.31 - 16.14" 135 - 410 mm	4.02" 102 mm
80A / 100A	4.17 - 4.72" 106 - 120 mm	5.71 - 10.63" 145 - 270 mm	5.71 - 16.54" 145 - 420 mm	4.41" 112 mm



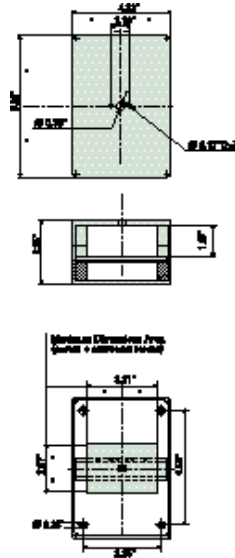
Modular (in-panel) presentation

	A	A'	B	B'	C
25A / 32A	1.73" 44 mm	0.57" 14.5 mm	2.09" 53 mm	1.71" 43.5 mm	3.11" 79 mm
50A / 63A	2.11" 53.6 mm	0.71" 18 mm	2.48" 63 mm	2.48" 63 mm	3.50" 89 mm
80A / 100A	2.83" 71.8 mm	1.06" 26.8 mm	2.87" 73 mm	2.87" 73 mm	3.90" 99 mm

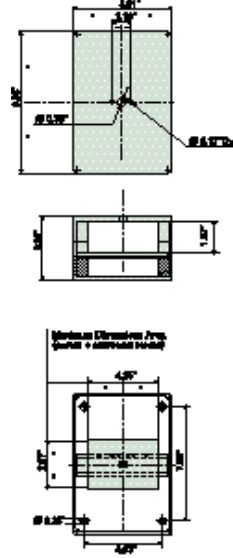




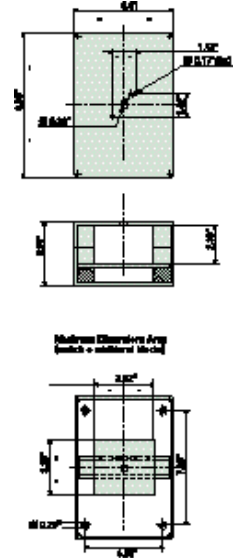
Enclosure for 25 and 32A
Padlockable Handle
3 poles to 4 poles + aux. NC/NO



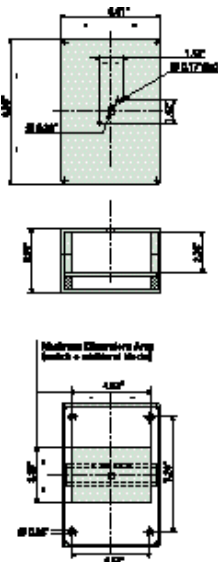
Enclosure for 25 and 32A
Non-Padlockable Handle
3 poles to 4 poles + aux. NC/NO



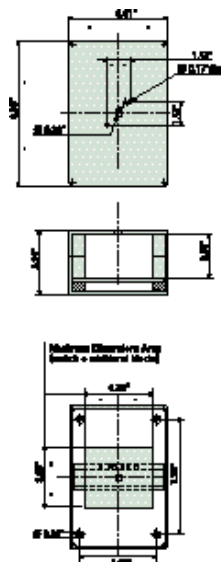
Enclosure for 25 and 32A
6 poles and 6 poles + aux. NC/NO



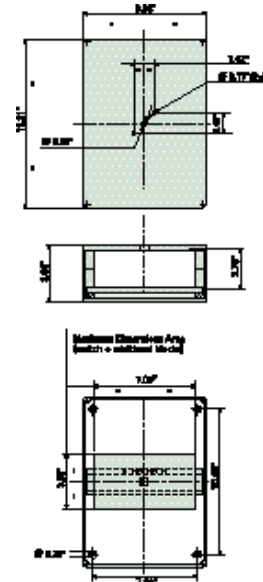
Enclosure for 50 and 63A
3 poles to 4 poles + aux. NC/NO



Enclosure for 50 and 63A
6 poles and 6 poles + aux. NC/NO



Enclosure for 80 and 100A
3 poles and 3 poles + aux. NC/NO



Enclosure for 80 and 100A
4 poles to 6 poles + aux. NC/NO

IEC

		25 A	32 A	50 A	63 A	80 A	100 A
Rated operating voltage Ui	V	690	690	690	690	690	690
Rated thermal current - open - lu/lth	A	25	32	50	63	80	100
Rated thermal current - enclosed - lth	A	20	25	40	50	63	80
Rated impulse withstand voltage U imp ⁽¹⁾ kV		6	6	6	6	6	6
Rated operating current le le AC - 21A/22A 230 to 690 V	A	25	32	50	63	80	100
Rated operating power							
AC-23A	3 x 230 V	5.5	5.5	15	15	18.5	22
	3 x 400 V	7.5	11	18.5	22	30	37
	3 x 500 V	7.5	11	22	30	37	45
	3 x 690 V	7.5	11	18.5	22	22	30
AC-3	3 x 230 V	4	4	7.5	11	15	18.5
	3 x 400 V	5.5	7.5	15	18.5	22	30
	3 x 500 V	5.5	7.5	15	22	30	37
	3 x 690 V	5.5	7.5	15	18.5	18.5	22
Make - break characteristics							
Rated make capacity	A _{eff} /400 V	710	710	1270	1270	1970	1970
Rated break capacity	A _{eff} /400 V	330	330	800	800	800	800
Short circuit characteristics							
Rated short time withstand current - I _{cw}	A _{eff} /400 V/1s	350	430	500	760	1100	1500
Rated short circuit make capacity - I _{cm}	kA peak/400 V	1	1	1.8	1.8	2.8	2.8
Short circuit current with fuse gl/gG	kA _{eff} /400V A	10 25	10 32	10 50	10 63	10 80	10 100
Mechanical life AC-20	million	0.1	0.1	0.04	0.04	0.04	0.04
Connections							
Stranded wire plus connector (max/min)	AWG mm ²	8 - 14 6/0.75	8 - 14 6/0.75	4 - 14 16/1.5	4 - 14 16/1.5	1 - 14 35/2.5	1 - 14 35/2.5
Solid wire	AWG mm ²	8 - 14 10	8 - 14 10	4 - 14 25	4 - 14 25	1 - 14 50	1 - 14 50
Protection rating		inside panel : IP xx B outside panel : IP 40			IP 65 upon request		
Conformity to standards		IEC 947-3 - EN 60 947-3					
Approvals		UL - cUL (USA - Canada) - CE					
Climactic resistance		Tropical atmosphere according to :			IEC 68/2.3 constant humid heat IEC 68/2.30 cyclical humid heat		
Auxiliary contact electrical characteristics							
Rated operating voltage Ui	V	400	400	400	400	400	400
Rated thermal current - open - lu/lth	A	10	10	10	10	10	10
Rated operating current - I _e AC-15	230 V	A	6	6	6	6	6
	400 V	A	4	4	4	4	4
Protection against short circuit by fuse gG	A	10	10	10	10	10	10
Connection Stranded wire max.	AWG mm ²	14 - 18 2 x 2.5	14 - 18 2 x 2.5	14 - 18 2 x 2.5	14 - 18 2 x 2.5	14 - 18 2 x 2.5	14 - 18 2 x 2.5

DC electrical characteristics, contact Baco Controls

UL / cUL			Size 1 25 A	Size 1 32 A	Size 2 50 A	Size 2 63 A	Size 3 80 A	Size 3 100 A
Rated Voltage	V		600	600	600	600	600	600
General Use Current	A		25	32	50	63	80	100
Motors Ratings	1 x 120 Vac	HP	0.75	1	1.5	3	3	5
	1 x 240 Vac	HP	1.5	2	3	5	10	10
	1 x 277 Vac	HP	2	3	5	7.5	10	15
	3 x 120 Vac	HP	1.5	2	3	5	7.5	10
	3 x 240 Vac	HP	3	5	7.5	10	20	25
	3 x 480 Vac	HP	7.5	10	15	20	40	50
	3 x 600 Vac	HP	7.5	10	15	20	40	50
Auxiliary Blocks	Heavy Duty	NC / NO	A600	A600	A600	A600	A600	A600
	Standard Duty	Early Make	B300	B300	B300	B300	B300	B300
		Early Break	B300	B300	B300	B300	B300	B300
Wire Gauge	3-Pole Body Additional Pole Late Break Neutral Terminal Block		8 - 14 AWG	8 - 14 AWG	4 - 14 AWG	4 - 14 AWG	1 - 14 AWG	1 - 14 AWG
	Auxiliary Contacts		14 - 18 AWG	14 - 18 AWG	14 - 18 AWG	14 - 18 AWG	14 - 18 AWG	14 - 18 AWG
Temperature Range	Storage and Operation	deg F	-22 to +158	-22 to +158	-22 to +158	-22 to +158	-22 to +158	-22 to +158
		deg C	-30 to +70	-30 to +70	-30 to +70	-30 to +70	-30 to +70	-30 to +70
Short Circuit Rating	Fuse Type K5	A	5000	5000	5000	5000	5000	10000
	Fuse Size	A	40	40	80	80	125	125

Enclosures

Dimensions	Inches	5.91 x 3.94 x 3.78*	8.66 x 5.91 x 3.94	8.66 x 5.91 x 3.94	8.66 x 5.91 x 3.94	8.66 x 5.91 x 3.94	11.81 x 8.66 x 5.91
	mm	150 x 100 x 96*	220 x 150 x 100	220 x 150 x 100	220 x 150 x 100	220 x 150 x 100	300 x 220 x 100
Rating		25 and 32 A 3 poles to 4 poles + NC/NO	25 and 32 A 6 poles and 6 poles + NC/NO	50 and 63 A 3 poles to 4 poles + NC/NO	50 and 63 A 6 poles and 6 poles + NC/NO	80 and 100 A 3 poles and 3 poles + NC/NO	80 and 100 A 4 poles to 6 poles + NC/NO
Cable entries		2 x 2 Pg 16 or 2 x 2 M25*	2 x 2 Pg 21	2 x 2 Pg 21	2 x 2 Pg 29	2 x 2 Pg 29	2 x 2 Pg 21 and 2 x 2 Pg 29
Ø push-through openings (mm)		22.5/25*	28.5	28.5	37.5	37.5	37.5/28.5

Switch/base assembly on 35 mm DIN rail (this rail is suitably notched to ensure the positioning of the switch)

Insulation class II installed (provided correct usage of the insulation plugs which must be pushed down over the base-to-panel mounting screws, supplied with each enclosure.)

Impact resistance IK 7

Fire resistance 960° C by incandescent wire (IEC 925-2-1)

Protection rating IP 40 in standard version (IP 65 on request)

* Dimensions given for Padlockable version.
Non-Padlockable dimensions 150 x 100 x 75. M25 entry only with Padlockable version.